



MANUFACTURED STONE



# MANUFACTURED STONE





# METICULOUS CARE FOR DETAILS

Stones used to create ProVia® manufactured stone were carefully selected from unique geographic regions. These stones were then skillfully molded and cast, with special care taken to replicate the natural beauty of the undercut to achieve stunning realism. During the production process color is meticulously added to each stone using raw pigments and oxides to achieve a rich, authentic look.



## ARTISANSHIP

Through years of experience, innovation and artistic excellence – ProVia stone collections provide enduring beauty that reliably withstands the elements.



## DEEP UNDERCUTS

Capturing drama through shadows created by deep undercuts is a technique that produces stone collections of lasting beauty and realism.



## LUSH COLORS

From richly textured surfaces to artistically infused colors including ochres, umbers, plums and russets - ProVia stone collections add warmth and beauty to any home.

# PIONEERING THE WAY TO EXACTING STANDARDS

We use nothing but the finest materials in our products including superior shale aggregates. Each mixture of base material is quality controlled for batch-to-batch consistency. Our leading edge processes and equipment ensure that every step in the creation of our products is optimized for aesthetics and consistency. A relentless pursuit of quality and excellence in products and services distinguishes us from other stone manufacturers and helps us deliver real value to every customer, every day.



## INDUSTRY ASSOCIATION, ACCREDITATION AND TESTING

ProVia is leading the way in quality adherence, having completed **CMHA's Manufactured Stone Veneer Product Certification Program**, which certifies ProVia products as achieving a benchmark in the industry for Physical Properties, Shear Bond Strength, Freeze-Thaw Durability and Linear Drying Shrinkage.

Additionally, ProVia stone products are voluntarily third-party tested and certified through the **IAPMO** product certification agency and meet or exceed ASTM, IBC and IRC standards.

ProVia is a proud member of the **Masonry Stone Veneer** committee of the **Concrete Masonry & Hardscapes Association**, which is the voice of our industry. As such, we support advocacy in building code and ASTM standards, quality materials, installation and design.

It's just one more way we serve our customers, by caring for details in ways others won't.



## Table of Contents

NEW FOR 2025 .....	2
ENHANCED COLORING SYSTEMS .....	4
HAND COLORING .....	6
MOISTURE CONTENT .....	7
GROUT COLOR IMPACT .....	8

## Color Palettes



SHALE  
pg. 12



FOSSIL  
pg. 28



CAVERN  
pg. 32



GLACIER  
pg. 38




MESA  
pg. 46



MESQUITE  
pg. 50



DESERT  
SANDS  
pg. 56




SPANISH  
MOSS  
pg. 60




TIMBER  
pg. 64

## Stone by Profile



THIN BRICK  
pg. 69



RIDGE CUT  
pg. 71



EDGE CUT  
pg. 73




CHISEL CUT  
pg. 75



TERRA CUT  
pg. 77



NATURAL CUT  
pg. 79



LEDGESTONE  
pg. 81



DRY STACK  
pg. 83



LIMESTONE  
pg. 85



FIELDSTONE  
pg. 87



RIVER ROCK  
pg. 89



PRECISIONFIT  
pg. 91

## Architectural Creativity

STONE TRIM & ACCESSORIES .....	92
GROUTING TECHNIQUES .....	96
LIMITLESS OPTIONS .....	98
HOW LIGHTING AFFECTS COLOR .....	100
FAQ .....	102
MULTI-FAMILY .....	103

## Stone Index

.....	103
-------	-----

Stone color representation may be affected by variations in photographic display, indoor/ outdoor lighting, printing methods and monitor calibration. Always refer to actual product samples for accurate color representation.

**LIFETIME**  
LIMITED WARRANTY

PICTURED: WHISPERWOOD DRY STACK  
ON THE COVER: FLINTRIDGE TERRA CUT™



# *New* COLORS

We are excited to introduce four new colors to give you an even wider array of options to complete your project.







INDEPENDENCE THIN BRICK



YORKTOWN THIN BRICK



# ENHANCED COLORING SYSTEMS

ProVia® is proud to offer two industry-original, enhanced coloring processes that are designed to capture the beauty of real stone colors, while elevating the vibrant intensity of the stone palette for maximum depth and dramatic curb appeal.

The **ENHANCED** coloring process combines artisan crafting with our state-of-the-art manufacturing processes involving special molds and multiple stages of hand-layering rich pigments.



Look for this symbol next to the **Enhanced colors featured in our catalog:**

- Alpine PrecisionFit™
- Alta Natural Cut™
- Arctic PrecisionFit™
- Boston Thin Brick
- Cobblestone Thin Brick
- Delaware Thin Brick
- Frost Terra Cut™
- Graphite Terra Cut™
- Harbor Limestone
- Midnight Thin Brick
- Mystic LedgeStone
- Obsidian Edge Cut™
- Onyx PrecisionFit™
- Pearl Dry Stack
- Polar Edge Cut™
- Rainier Terra Cut™
- Silverlake Chisel Cut™
- Silverton Ridge Cut™
- Southport Dry Stack
- Tundra Edge Cut™
- Vail Limestone
- Yorktown Thin Brick

Our **PREMIUM ENHANCED** coloring system involves everything the Enhanced process involves with the addition of hand-selecting individual stones to receive specialized color, bringing out maximum depth and vibrant curb appeal, to create a unique look you won't find anywhere else.



Look for this symbol next to the **Premium Enhanced colors featured in our catalog:**

- Denali Ridge Cut™
- Independance Thin Brick
- Niagara Terra Cut™

SILVERLAKE CHISEL CUT™







NIAGARA TERRA CUT™





# HAND COLORING

Through years of experience, innovation and artistic excellence, ProVia® utilizes a state-of-the-art manufacturing process to create beautifully textured stones that are hand colored to capture the beauty and uniqueness seen in nature. **As with any artisanal product, there will be variance from piece-to-piece.**





# MOISTURE CONTENT

Manufactured stone is made from a concrete mixture that contains high-quality, light weight aggregates and Portland cement that are combined with water, and then wet cast into molds.

The higher the moisture content of a stone, the darker and more saturated it's appearance. **The stone will lighten as the moisture equalizes.** The moisture content in the stone may take **up to 6 months** to equalize, depending on weather conditions. Most installations require multiple boxes of stone, which may be at varied stages of curing.



Uncured Stone



Cured Stone





# GROUT COLOR IMPACT




## COLOR REFLECTS YOUR DISTINCT PERSONALITY

When considering stone colors and profiles, the choice of grout color is really a big deal as it can make a significant difference in the overall look of the stone installation.


For many homeowners however, grout color is nearly impossible to visualize, and dealer showrooms are unable to inventory the hundreds of sample boards that would be required to demonstrate all the various options.

That's why our industry exclusive **Grout Color Visualizer** was created to open up your mind to all the different looks you can create using various combinations of stone and grout from the comfort of your home.

***For more information on grout techniques, see page 96.***




ALLEGHENY LIMESTONE  
WITH BUFF GROUT



ALLEGHENY LIMESTONE  
WITH BROWN GROUT



SILVERLAKE CHISEL CUT™  
WITH BLACK GROUT



SILVERLAKE CHISEL CUT™  
WITH GRAY GROUT

Try it for yourself at  
**[provia.com/grout-visualizer](https://provia.com/grout-visualizer)**



SCAN ME





BUFF GROUT



GRAY GROUT



BROWN GROUT



BLACK GROUT




# Stone by COLOR PALETTES

## GATHERING INSPIRATION FROM NATURE

Our color palettes are designed to give you confidence in choosing the right stone colors for your home. Gathering inspiration from natural settings across the United States, the following groupings depict similar color palettes being used across a variety of stone profiles.



Selecting stone and stone accessories should be enjoyable as you consider the various stone profiles and color choices available to you. This color palette guide, and any areas marked with our exclusive Architectural Creativity icon, will help assist you in creatively blending various colors, profiles, trim colors and other design details to distinguish the look of your home, add tremendous curb appeal and create an exterior that you and your neighbors will love.









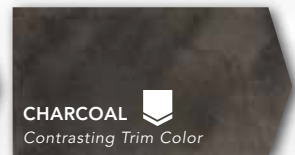


# SHALE

## Palette



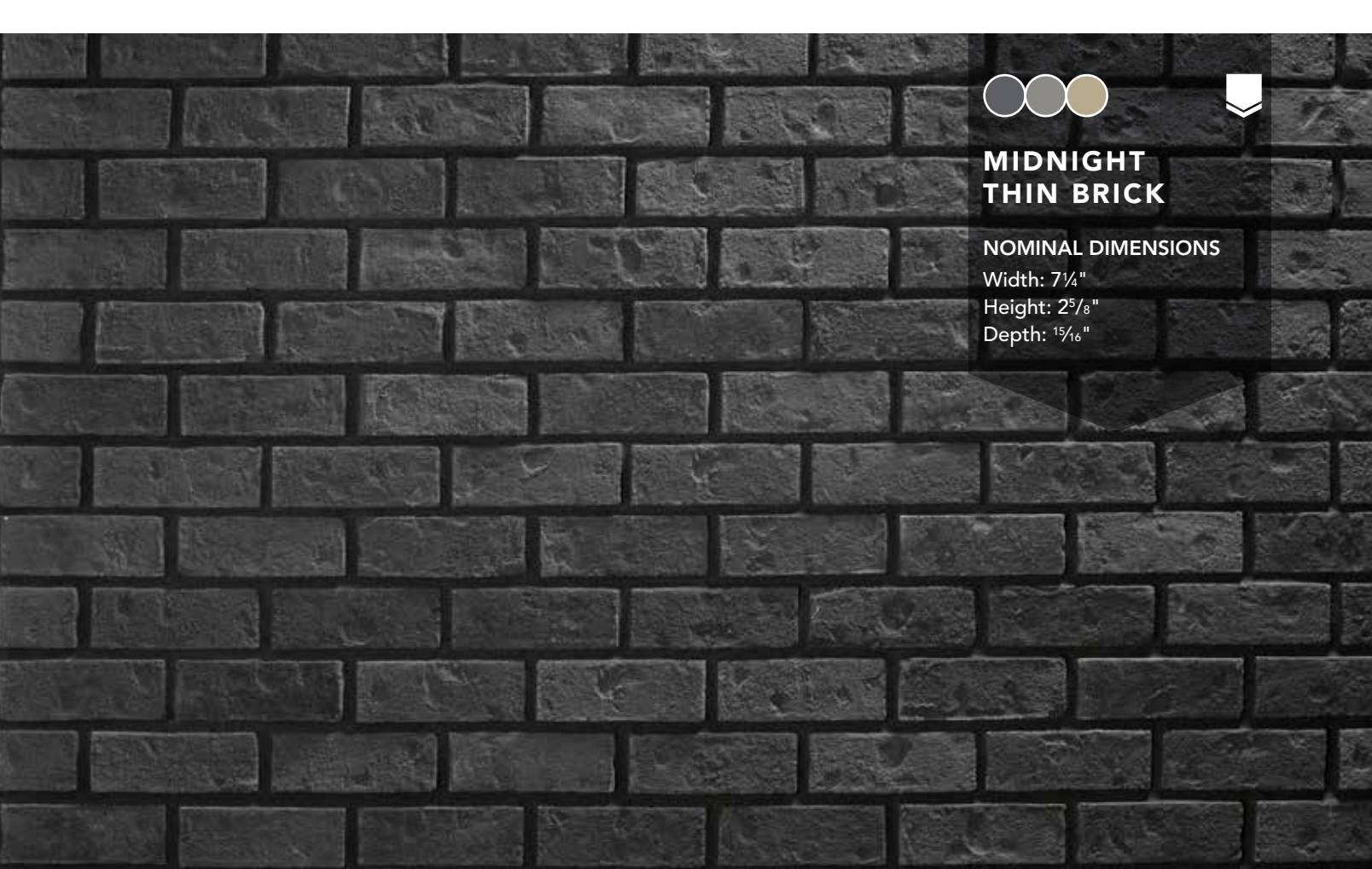
### UNIQUELY BLENDED ASHEN HUES

The Shale palette offers a subtle midnight darkness that many homeowners are striving to achieve.



ProVia® goes to great lengths to ensure our Manufactured Stone properly depicts natural cut stone. Organic, natural pigments are skillfully applied by hand, producing remarkable/incredible variety in stone color and patterns. Care has been taken to ensure the images in this catalog represent the actual product as closely as possible. Factors such as printing techniques and digital screen settings can alter the way colors are represented in print and online. **We recommend that a physical sample is always referenced when choosing a stone for your project**





## MIDNIGHT THIN BRICK

### NOMINAL DIMENSIONS

Width:  $7\frac{1}{4}"$

Height:  $2\frac{5}{8}"$

Depth:  $1\frac{5}{16}"$



## COBBLESTONE THIN BRICK

### NOMINAL DIMENSIONS

Width:  $7\frac{1}{4}"$

Height:  $2\frac{5}{8}"$

Depth:  $1\frac{5}{16}"$





## GRAPHITE TERRA CUT™

### STONE DIMENSIONS

Width: 3" - 22"

Height: 2" - 8"

Depth: 3/4" - 2"



## ALTA NATURAL CUT™

### STONE DIMENSIONS

Width: 6" - 21 1/2"

Height: 3" - 12"

Depth: 1 3/4"





## DENALI RIDGE CUT™

### STONE DIMENSIONS

Width: 5" - 16"

Height: 2 1/2" - 9"

Depth: 1 1/2" - 2"



## NIAGARA TERRA CUT™

### STONE DIMENSIONS

Width: 3" - 22"

Height: 2" - 8"

Depth: 3/4" - 2"





## SILVERTON RIDGE CUT™

### STONE DIMENSIONS

Width: 5" - 16"

Height: 2½" - 9"

Depth: 1½" - 2"



## OBSIDIAN EDGE CUT™

### STONE DIMENSIONS

Width: 3" - 16"

Height: 4"

Depth: 1½"

DRY STACK INSTALLATION





## **TUNDRA EDGE CUT™**

### **STONE DIMENSIONS**

Width: 3" - 16"

Height: 4"

Depth: 1 1/2"



**DRY STACK INSTALLATION**



## **ADMIRAL EDGE CUT™**

### **STONE DIMENSIONS**

Width: 3" - 16"

Height: 4"

Depth: 1 1/2"



**DRY STACK INSTALLATION**





## **CASTLEROCK RIDGE CUT™**

### **STONE DIMENSIONS**

Width: 5" - 16"

Height: 2½" - 9"

Depth: 1½" - 2"



## **SEABOARD NATURAL CUT™**

### **STONE DIMENSIONS**

Width: 6" - 21½"

Height: 3" - 12"

Depth: 1¾"





## WELLINGTON CHISEL CUT™

### STONE DIMENSIONS

Width: 4" - 20½"

Height: 1½" - 4"

Depth: 1" - 2⅛"



## SILVERLAKE CHISEL CUT™

### STONE DIMENSIONS

Width: 4" - 20½"

Height: 1½" - 4"

Depth: 1" - 2⅛"





## **STERLING CHISEL CUT™**

### **STONE DIMENSIONS**

Width: 4" - 20½"

Height: 1½" - 4"

Depth: 1" - 2½"



## **FLINTRIDGE TERRA CUT™**

### **STONE DIMENSIONS**

Width: 3" - 22"

Height: 2" - 8"

Depth: ¾" - 2"





## OLYMPUS CHISEL CUT™

### STONE DIMENSIONS

Width: 4" - 20<sup>1</sup>/<sub>2</sub>"

Height: 1<sup>1</sup>/<sub>2</sub>" - 4"

Depth: 1" - 2<sup>1</sup>/<sub>8</sub>"



## ONYX PRECISIONFIT™

### STONE DIMENSIONS

Width: 9", 13<sup>1</sup>/<sub>8</sub>" - 22<sup>3</sup>/<sub>8</sub>"

Height: 3<sup>15</sup>/<sub>16</sub>"

Depth: 1" - 2<sup>1</sup>/<sub>4</sub>"





## FROST TERRA CUT™

### STONE DIMENSIONS

Width: 3" - 22"

Height: 2" - 8"

Depth: 3/4" - 2"



## MYSTIC LEDGESTONE

### STONE DIMENSIONS

Width: 6" - 21 1/2"

Height: 1 1/4" - 6 1/2"

Depth: 1" - 2 1/4"





## HARBOR LIMESTONE

### STONE DIMENSIONS

Width: 5 1/2" - 21 1/2"

Height: 2" - 12 1/2"

Depth: 1" - 1 3/4"



## OXFORD LEDGESTONE

### STONE DIMENSIONS

Width: 6" - 21 1/2"

Height: 1 1/4" - 6 1/2"

Depth: 1" - 2 1/4"





## ERIE DRY STACK

### STONE DIMENSIONS

Width: 5" - 21½"

Height: 1" - 5½"

Depth: 1" - 2"



## SLATE TERRA CUT™

### STONE DIMENSIONS

Width: 3" - 22"

Height: 2" - 8"

Depth: ¾" - 2"





## BLUE RIDGE LIMESTONE

### STONE DIMENSIONS

Width: 5 $\frac{1}{2}$ " - 21 $\frac{1}{2}$ "

Height: 2" - 12 $\frac{1}{2}$ "

Depth: 1" - 1 $\frac{3}{4}$ "



## SAGE GRAY PRECISIONFIT™

### STONE DIMENSIONS

Width: 9", 13 $\frac{1}{8}$ " - 22 $\frac{3}{8}$ "

Height: 3 $\frac{15}{16}$ "

Depth: 1" - 2 $\frac{1}{4}$ "





## TOCCOA DRY STACK

### STONE DIMENSIONS

Width: 5" - 21 1/2"

Height: 1" - 5 1/2"

Depth: 1" - 2"



## SOUTHPORT DRY STACK

### STONE DIMENSIONS

Width: 5" - 21 1/2"

Height: 1" - 5 1/2"

Depth: 1" - 2"



# COST<sup>vs</sup>VALUE

Stone provides several options for upgrading your home's exterior and interior, including adding dramatic appeal and texture and highlighting special architectural details. Manufactured Stone has been consistently in the top 3 projects on Zonda's annual cost vs value report since being added in 2015.

Scan this QR code to have free access to all National and Regional Cost vs. Values reports. You can quickly and easily download a report showing data for one of 150 cities nationwide.





# FOSSIL

## Palette



### NATURALLY AGED SEPIA SHADES

The golden browns, grays and beiges of our Fossil palette portray the realism of ancient nature.



#### BROWN

Complementary Trim Color

#### BUFF

Contrasting Trim Color

ProVia® goes to great lengths to ensure our Manufactured Stone properly depicts natural cut stone. Organic, natural pigments are skillfully applied by hand, producing remarkable/incredible variety in stone color and patterns. Care has been taken to ensure the images in this catalog represent the actual product as closely as possible. Factors such as printing techniques and digital screen settings can alter the way colors are represented in print and online. **We recommend that a physical sample is always referenced when choosing a stone for your project**





## SENECA DRY STACK

### STONE DIMENSIONS

Width: 5" - 21½"

Height: 1" - 5½"

Depth: 1" - 2"



## SUMMIT TERRA CUT™

### STONE DIMENSIONS

Width: 3" - 22"

Height: 2" - 8"

Depth: ¾" - 2"





## OSAGE LEDGESTONE

### STONE DIMENSIONS

Width: 6" - 21 $\frac{1}{2}$ "

Height: 1 $\frac{1}{4}$ " - 6 $\frac{1}{2}$ "

Depth: 1" - 2 $\frac{1}{4}$ "



## AMHERST LIMESTONE

### STONE DIMENSIONS

Width: 5 $\frac{1}{2}$ " - 21 $\frac{1}{2}$ "

Height: 2" - 12 $\frac{1}{2}$ "

Depth: 1" - 1 $\frac{3}{4}$ "





**TOP ROCK  
FIELDSTONE**

**RANDOM STONE SHAPES**

3" - 16<sup>1</sup>/<sub>4</sub>"

Depth: 1" - 1<sup>1</sup>/<sub>2</sub>"



OSAGE LEDGESTONE

ProVia® stone collections provide vibrant color, natural beauty and realism.



# CAVERN

## Palette



### ORNATE UNDERGROUND BLUSH

The Cavern palette's rich browns and rustic reds reflect stone found deep within the earth.



#### BROWN

Complementary Trim Color

#### BUFF

Contrasting Trim Color

ProVia® goes to great lengths to ensure our Manufactured Stone properly depicts natural cut stone. Organic, natural pigments are skillfully applied by hand, producing remarkable/incredible variety in stone color and patterns. Care has been taken to ensure the images in this catalog represent the actual product as closely as possible. Factors such as printing techniques and digital screen settings can alter the way colors are represented in print and online. **We recommend that a physical sample is always referenced when choosing a stone for your project**



NEW



## INDEPENDENCE THIN BRICK

### NOMINAL DIMENSIONS

Width:  $7\frac{1}{4}"$

Height:  $2\frac{5}{8}"$

Depth:  $1\frac{5}{16}"$



GERMAN SCHMEAR  
INSTALLATION



## BOSTON THIN BRICK

### NOMINAL DIMENSIONS

Width:  $7\frac{1}{4}"$

Height:  $2\frac{5}{8}"$

Depth:  $1\frac{5}{16}"$





## SUSQUEHANNA LEDGESTONE

### STONE DIMENSIONS

Width: 6" - 21½"

Height: 1¼" - 6½"

Depth: 1" - 2¼"



## RUSSET TERRA CUT™


### STONE DIMENSIONS

Width: 3" - 22"

Height: 2" - 8"

Depth: ¾" - 2"





## BUCKINGHAM LIMESTONE

### STONE DIMENSIONS

Width: 5 $\frac{1}{2}$ " - 21 $\frac{1}{2}$ "

Height: 2" - 12 $\frac{1}{2}$ "

Depth: 1" - 1 $\frac{3}{4}$ "



## OLD DOMINION FIELDSTONE

### RANDOM STONE SHAPES

3" - 16 $\frac{1}{4}$ "

Depth: 1" - 1 $\frac{1}{2}$ "





## YOSEMITE RIDGE CUT™

### STONE DIMENSIONS

Width: 5" - 16"

Height: 2½" - 9"

Depth: 1½" - 2"



## SHAWNEE DRY STACK

### STONE DIMENSIONS

Width: 5" - 21½"

Height: 1" - 5½"

Depth: 1" - 2"



## USE MANUFACTURED STONE AS A FEATURE OR ACCENT IN ANY BUILDING DESIGN.

Manufactured stone is a versatile and striking design feature that can be used to great effect

in enhancing structural elements such as entryways, front porches, patios, and garages.

Exterior stone veneer is also a great way to beautify outbuildings like sheds, workshops and pool houses.







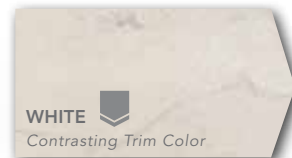
# GLACIER

## Palette



### DELICATE TAWNY COMPLEXION

With its cool earthtone hues, the soothing look of the Glacier palette can create an appealing design element for many architectural styles.



ProVia® goes to great lengths to ensure our Manufactured Stone properly depicts natural cut stone. Organic, natural pigments are skillfully applied by hand, producing remarkable/incredible variety in stone color and patterns. Care has been taken to ensure the images in this catalog represent the actual product as closely as possible. Factors such as printing techniques and digital screen settings can alter the way colors are represented in print and online. **We recommend that a physical sample is always referenced when choosing a stone for your project**



NEW



## ACADIA TERRA CUT™

### STONE DIMENSIONS

Width: 3" - 22"

Height: 2" - 8"

Depth: 3/4" - 2"

NEW



## YORKTOWN THIN BRICK

### NOMINAL DIMENSIONS

Width: 7 1/4"

Height: 2 5/8"

Depth: 1 5/16"





## DELAWARE THIN BRICK

### NOMINAL DIMENSIONS

Width:  $7\frac{1}{4}"$

Height:  $2\frac{5}{8}"$

Depth:  $1\frac{5}{16}"$



## ALPINE PRECISIONFIT™


### STONE DIMENSIONS

Width: 9",  $13\frac{1}{8}"$  -  $22\frac{3}{8}"$

Height:  $3\frac{15}{16}"$

Depth: 1" -  $2\frac{1}{4}"$





## VAIL LIMESTONE

### STONE DIMENSIONS

Width: 5 1/2" - 21 1/2"

Height: 2" - 12 1/2"

Depth: 1" - 1 3/4"



## PEARL DRY STACK

### STONE DIMENSIONS

Width: 5" - 21 1/2"

Height: 1" - 5 1/2"

Depth: 1" - 2"





## RAINIER TERRA CUT™

### STONE DIMENSIONS

Width: 3" - 22"

Height: 2" - 8"

Depth: 3/4" - 2"



## POLAR EDGE CUT™

### STONE DIMENSIONS

Width: 3" - 16"

Height: 4"

Depth: 1 1/2"

DRY STACK INSTALLATION





## ARCTIC PRECISIONFIT™

### STONE DIMENSIONS

Width: 9" - 13<sup>1</sup>/<sub>8</sub>" - 22<sup>3</sup>/<sub>8</sub>"

Height: 3<sup>15</sup>/<sub>16</sub>"

Depth: 1" - 2<sup>1</sup>/<sub>4</sub>"



## BUFF LIMESTONE

### STONE DIMENSIONS

Width: 5<sup>1</sup>/<sub>2</sub>" - 21<sup>1</sup>/<sub>2</sub>"

Height: 2" - 12<sup>1</sup>/<sub>2</sub>"

Depth: 1" - 1<sup>3</sup>/<sub>4</sub>"





## OHIO VINTAGE LIMESTONE

### STONE DIMENSIONS

Width: 5 1/2" - 21 1/2"

Height: 2" - 12 1/2"

Depth: 1" - 1 3/4"



## BEECH EDGE CUT™

### STONE DIMENSIONS

Width: 3" - 16"

Height: 4"

Depth: 1 1/2"

DRY STACK INSTALLATION






The ProVia® stone collection provides design versatility and architectural enhancement.



# MESA

## Palette



### SOPHISTICATED DESERT SOUTHWEST COLORS

The deep sweltering warm colors of the southwestern desert add that extra design element to heat up the appeal of your home's exterior.



#### BROWN

Complementary Trim Color

#### BUFF

Contrasting Trim Color

ProVia® goes to great lengths to ensure our Manufactured Stone properly depicts natural cut stone. Organic, natural pigments are skillfully applied by hand, producing remarkable/incredible variety in stone color and patterns. Care has been taken to ensure the images in this catalog represent the actual product as closely as possible. Factors such as printing techniques and digital screen settings can alter the way colors are represented in print and online. **We recommend that a physical sample is always referenced when choosing a stone for your project**





## CATAWBA DRY STACK

### STONE DIMENSIONS

Width: 5" - 21½"

Height: 1" - 5½"

Depth: 1" - 2"



## SANTEE LEDGESTONE

### STONE DIMENSIONS

Width: 6" - 21½"

Height: 1¼" - 6½"

Depth: 1" - 2¼"





## WOODBIDGE NATURAL CUT™

### STONE DIMENSIONS

Width: 6" - 21½"

Height: 3" - 12"

Depth: 1¾"



## ALLEGHENY LIMESTONE


### STONE DIMENSIONS

Width: 5½" - 21½"

Height: 2" - 12½"

Depth: 1" - 1¾"





## **MOUNTAIN RIVER ROCK**

**RANDOM STONE SHAPES**

3" - 16 $\frac{1}{2}$ "

Depth: 2"



## **SHENANDOAH FIELDSTONE**

**RANDOM STONE SHAPES**

3" - 16 $\frac{1}{4}$ "

Depth: 1" - 1 $\frac{1}{2}$ "



# MESQUITE

*Palette*



## BOLD SMOKEY TONES

The strong distinctive natural wood base tones of our Mesquite palette give you a taste of the southwest.



### NATURAL

Complementary Trim Color

### BUFF

Contrasting Trim Color

ProVia® goes to great lengths to ensure our Manufactured Stone properly depicts natural cut stone. Organic, natural pigments are skillfully applied by hand, producing remarkable/incredible variety in stone color and patterns. Care has been taken to ensure the images in this catalog represent the actual product as closely as possible. Factors such as printing techniques and digital screen settings can alter the way colors are represented in print and online. **We recommend that a physical sample is always referenced when choosing a stone for your project**





## CHESTNUT DRY STACK

### STONE DIMENSIONS

Width: 5" - 21 $\frac{1}{2}$ "

Height: 1" - 5 $\frac{1}{2}$ "

Depth: 1" - 2"



## HURON DRY STACK

### STONE DIMENSIONS

Width: 5" - 21 $\frac{1}{2}$ "

Height: 1" - 5 $\frac{1}{2}$ "

Depth: 1" - 2"





## SAGINAW LEDGESTONE

### STONE DIMENSIONS

Width: 6" - 21 $\frac{1}{2}$ "

Height: 1 $\frac{1}{4}$ " - 6 $\frac{1}{2}$ "

Depth: 1" - 2 $\frac{1}{4}$ "




## PENNSYLVANIA FIELDSTONE

### RANDOM STONE SHAPES

3" - 16 $\frac{1}{4}$ "

Depth: 1" - 1 $\frac{1}{2}$ "





## MICHIGAN RIVER ROCK

RANDOM STONE SHAPES

3" - 16½"

Depth: 2"



## BRINDLE CHISEL CUT™

STONE DIMENSIONS

Width: 4" - 20½"

Height: 1½" - 4"

Depth: 1" - 2⅝"





## ASHWORTH NATURAL CUT™

### STONE DIMENSIONS

Width: 6" - 21½"

Height: 3" - 12"

Depth: 1¾"



ProVia® stone is known as a premier, artfully hand-crafted manufactured stone product.



## A FOCUS THAT HAS LED US TO EXACTING STANDARDS


ProVia manufactured stone products are precisely crafted from a unique blend of shale-based aggregates and strong, durable cement making it 2.5 times stronger than typical manufactured stone.






# DESERT SANDS

*Palette*




## BLONDE HUES OF THE PACIFIC SOUTHWEST


The Desert Sands palette incorporates miles of delicate blonde sand with a hint of mountainous terrain.



**IVORY**  
Complementary Trim Color



**BROWN**  
Contrasting Trim Color



**BUFF**  
Contrasting Trim Color

ProVia® goes to great lengths to ensure our Manufactured Stone properly depicts natural cut stone. Organic, natural pigments are skillfully applied by hand, producing remarkable/incredible variety in stone color and patterns. Care has been taken to ensure the images in this catalog represent the actual product as closely as possible. Factors such as printing techniques and digital screen settings can alter the way colors are represented in print and online. **We recommend that a physical sample is always referenced when choosing a stone for your project**



NEW



## YUMA TERRA CUT™

### STONE DIMENSIONS

Width: 3" - 22"

Height: 2" - 8"

Depth: 3/4" - 2"



## ADOBE SANDS PRECISIONFIT™

### STONE DIMENSIONS

Width: 9", 13 1/8" - 22 3/8"

Height: 3 15/16"

Depth: 1" - 2 1/4"





## LAKEPOINTE DRY STACK

### STONE DIMENSIONS

Width: 5" - 21½"

Height: 1" - 5½"

Depth: 1" - 2"



## STRATHMORE FIELDSTONE

### RANDOM STONE SHAPES

3" - 16¼"

Depth: 1" - 1½"





**BRIGHTON  
LEDGESTONE**

**STONE DIMENSIONS**

Width: 6" - 21<sup>1</sup>/<sub>2</sub>"

Height: 1<sup>1</sup>/<sub>4</sub>" - 6<sup>1</sup>/<sub>2</sub>"

Depth: 1" - 2<sup>1</sup>/<sub>4</sub>"



Manufactured Stone is a great choice for accents such as column posts, offering a natural, sophisticated touch to any design.



# SPANISH MOSS

## Palette



## BLUSHES OF THE AMERICAN SOUTH

Spanish moss grows from southern oak trees and attracts onlooker's attention in a subtle way. This palette is excellent for homeowners looking to complement their bold siding and trim with a more subdued tone that draws attention in a unique way with its tame demeanor.



### BROWN


Complementary Trim Color

### BUFF

Contrasting Trim Color

ProVia® goes to great lengths to ensure our Manufactured Stone properly depicts natural cut stone. Organic, natural pigments are skillfully applied by hand, producing remarkable/incredible variety in stone color and patterns. Care has been taken to ensure the images in this catalog represent the actual product as closely as possible. Factors such as printing techniques and digital screen settings can alter the way colors are represented in print and online. **We recommend that a physical sample is always referenced when choosing a stone for your project**





## **SOUTHBRIAR LEDGESTONE**

### **STONE DIMENSIONS**

Width: 6" - 21½"

Height: 1¼" - 6½"

Depth: 1" - 2¼"



## **WHISPERWOOD DRY STACK**

### **STONE DIMENSIONS**

Width: 5" - 21½"

Height: 1" - 5½"

Depth: 1" - 2"





## FERNWOOD NATURAL CUT™

### STONE DIMENSIONS

Width: 6" - 21½"

Height: 3" - 12"

Depth: 1¾"



ProVia® stone is a great choice for decorative walls and more.



## PROFESSIONAL-CLASS

### THE DIFFERENCE BETWEEN STANDARD AND STAND OUT.

**Did you know?** We are committed to providing the best quality manufactured stone products. Our products and methods are tested using ASTM C1670 standards. These tests are completed in accordance with the National Concrete Masonry Association Research and Development Laboratory. Not all manufacturers comply with this third-party endorsement that ensures code compliance, but that is where our professional class products make the difference between standard and stand out.

To learn more details about our stone certifications and technical information, visit [provia.com/stone/technology](http://provia.com/stone/technology)





# TIMBER

## Palette



### COPIOUS WOODLAND TINTS

The honeyed browns of oak wood, together with the warm flame of rustic orange and ashen gray smoke combine to create the colors of the Timber palette.



#### BROWN

Complementary Trim Color

#### BUFF

Contrasting Trim Color

ProVia® goes to great lengths to ensure our Manufactured Stone properly depicts natural cut stone. Organic, natural pigments are skillfully applied by hand, producing remarkable/incredible variety in stone color and patterns. Care has been taken to ensure the images in this catalog represent the actual product as closely as possible. Factors such as printing techniques and digital screen settings can alter the way colors are represented in print and online. **We recommend that a physical sample is always referenced when choosing a stone for your project**





## RUSHMORE LEDGESTONE

### STONE DIMENSIONS

Width: 6" - 21 $\frac{1}{2}$ "

Height: 1 $\frac{1}{4}$ " - 6 $\frac{1}{2}$ "

Depth: 1" - 2 $\frac{1}{4}$ "



## DRIFTWOOD PRECISIONFIT™

### STONE DIMENSIONS

Width: 9", 13 $\frac{1}{8}$ " - 22 $\frac{3}{8}$ "

Height: 3 $\frac{5}{16}$ "

Depth: 1" - 2 $\frac{1}{4}$ "



# Stone by PROFILE

ProVia® is a leading manufacturer of stone products for residential and commercial applications. Artfully crafted and designed to replicate the beauty and elegance of natural stones, each ProVia stone is manufactured for exceptional realism and quality. The result is a product that will reflect its original beauty for years to come. ProVia can help take what you've imagined and bring it to life.

The following pages show examples of how ProVia stone products have turned dreams into reality for homeowners just like you. ProVia offers distinct stone profiles that offer completely unique looks that will fit any design style.











COBBLESTONE THIN BRICK



# THIN BRICK

*Handmade and stylish*

Thin Brick embodies the texture, composition, and natural shades of genuine hand-made brick. Inspired by and molded from handmade, kiln-fired clay brick, this profile offers the definitive and consistent characteristics of traditional brickwork.



**Boston**  
Cavern Color Palette - pg. 33



**Cobblestone**  
Shale Color Palette - pg. 13



**Delaware**  
Glacier Color Palette - pg. 40



**Independence**  
Cavern Color Palette - pg. 33



**Midnight**  
Shale Color Palette - pg. 13



**Yorktown**  
Glacier Color Palette - pg. 39









# RIDGE CUT™

*Deep and contoured*

Inspired by the rugged beauty of the landscape and infused with craggy contours for a distinct profile, Ridge Cut manufactured stone is a ProVia® exclusive. Square, rectangular, and asymmetrical slabs of various sizes reside together as in nature, with deep cuts, rough surfaces and varied proportions reminiscent of mountain ranges.



**Castlerock**  
Shale Color Palette - pg. 18



**Denali**  
Shale Color Palette - pg. 15



**Silverton**  
Shale Color Palette - pg. 16



**Yosemite**  
Cavern Color Palette - pg. 36





TUNDRA EDGE CUT™



# EDGE CUT™

## *Clean and harmonious*

Definition and structure are the hallmarks of the Edge Cut manufactured stone profile. Consistent, clean-cut edges and uniform sizes result in a harmonious and coordinated appearance, yet each stone features unique textures and shadow lines for individual character.



**Admiral**  
Shale Color Palette - pg. 17



**Beech**  
Glacier Color Palette - pg. 44



**Obsidian**  
Shale Color Palette - pg. 16



**Polar**  
Glacier Color Palette - pg. 42



**Tundra**  
Shale Color Palette - pg. 17





OLYMPUS CHISEL CUT™



# CHISEL CUT™

## *Irregular and diverse*

Variety is the characteristic of our Chisel Cut stone—this profile combines the structure of predominantly rectangular shapes with irregular depths, diverse sizes, and varied textures, creating a balanced, complementary look with great visual impact. Chisel Cut manufactured stone veneer offers the versatility of either a grouted or dry-stacked application.



**Brindle**  
Mesquite Color Palette - pg. 53



**Olympus**  
Shale Color Palette - pg. 21



**Silverlake**  
Shale Color Palette - pg. 19



**Sterling**  
Shale Color Palette - pg. 20



**Wellington**  
Shale Color Palette - pg. 19





FROST TERRA CUT™



# TERRA CUT™

## *Striking and dimensional*

Terra Cut manufactured stone embodies the key characteristics of coarse-grained, glacier-worn, striated stones. Large and small slabs intermingle for a cobbled look, and multi-textured, rugged surfaces create striking shadow lines.



**Acadia**  
Glacier Color Palette - pg. 39



**Flintridge**  
Shale Color Palette - pg. 20



**Frost**  
Shale Color Palette - pg. 22



**Graphite**  
Shale Color Palette - pg. 14



**Niagara**  
Shale Color Palette - pg. 15



**Rainier**  
Glacier Color Palette - pg. 42



**Russet**  
Cavern Color Palette - pg. 34



**Slate**  
Shale Color Palette - pg. 24



**Summit**  
Fossil Color Palette - pg. 29



**Yuma**  
Desert Sands Color Palette - pg. 57



**RUSSET TERRA CUT™**





FERNWOOD NATURAL CUT™



# NATURAL CUT™

*Add a touch of old country charm*

A ProVia® original, this stone veneer profile utilizes slab configurations with irregular sizes and varied textures to re-create the appeal of Old Country architecture. Rugged edges portray a chiseled, uniform look, while the disparate proportions provide a break in the block formations. Add our Natural Cut stone in small doses, like porch columns or entryways, to enhance the visual appeal of your home or make a bold statement with a whole new exterior that emulates the look of a historic mansion or fortress.



**Alta**  
Shale Color Palette - pg. 14



**Ashworth**  
Copper Color Palette - pg. 54



**Fernwood**  
Spanish Moss Color Palette - pg. 62



**Seaboard**  
Shale Color Palette - pg. 18



**Woodbridge**  
Mesa Color Palette - pg. 48







MYSTIC LEDGESTONE



# LEDGESTONE

## *Irregular and imperfect*

Jagged, rough, and random in size and shape, our Ledgestone profile's imperfect surfaces and earthy brown and gray hues are so authentic looking, you'd swear they were quarried naturally. Dramatic shadows between the individual stones of Ledgestone veneer change with the sun's position, giving this style a fluid and striking curb appeal. Dry stacking and grouting can offer even more design options.



**Brighton**  
Desert Sands Color Palette - pg. 59



**Mystic**  
Shale Color Palette - pg. 22



**Osage**  
Fossil Color Palette - pg. 30



**Oxford**  
Shale Color Palette - pg. 23



**Rushmore**  
Timber Color Palette - pg. 65



**Saginaw**  
Mesquite Color Palette - pg. 52



**Santee**  
Mesa Color Palette - pg. 47



**Southbriar**  
Spanish Moss Color Palette - pg. 61



**Susquehanna**  
Cavern Color Palette - pg. 34







SENECA DRY STACK, GROUTED



# DRY STACK

## *Layered and precise*

Tastes and trends change, but enduring beauty lasts a lifetime. Dry Stack stone veneer is a collection of carefully selected stone of varying thickness, in an array of hues ranging from earthen grays and charcoals to golden browns and plums. The compact, tightly layered profile and sandblasted visage exude a timeless sophistication. With no grout required, this stacked style fits easily together for a compact appearance.



**Catawba**  
Mesa Color Palette - pg. 47



**Chestnut**  
Copper Color Palette - pg. 51



**Erie**  
Shale Color Palette - pg. 11



**Huron**  
Mesquite Color Palette - pg. 51



**Lakepointe**  
Desert Sands Color Palette - pg. 58



**Ottawa**  
Glacier Color Palette - pg. 45



**Pearl**  
Glacier Color Palette - pg. 41



**Seneca**  
Fossil Color Palette - pg. 29



**Shawnee**  
Cavern Color Palette - pg. 36



**Southport**  
Shale Color Palette - pg. 26



**Toccoa**  
Shale Moss Color Palette - pg. 26



**Whisperwood**  
Spanish Moss Color Palette - pg. 61



OTTAWA DRY STACK





AMHERST LIMESTONE



# LIMESTONE

## *Classic shape and texture*

Traditional limestone cladding has been popular for centuries – you might say it's the bedrock of stone veneer. Architectural styles dating back to the colonial period exhibit extensive use of this sedimentary stone. Our Limestone stone veneer collection includes nine chiseled square and rectangular stone profiles, replicated from stones originating in the Midwest, for a simple, classic, and natural look.



**Allegheny**  
Mesa Color Palette - pg. 48



**Amherst**  
Fossil Color Palette - pg. 30



**Blue Ridge**  
Shale Color Palette - pg. 25



**Buckingham**  
Cavern Color Palette - pg. 35



**Buff**  
Glacier Color Palette - pg. 43



**Harbor**  
Shale Color Palette - pg. 23



**Ohio Vintage**  
Glacier Color Palette - pg. 44



**Vail**  
Glacier Color Palette - pg. 41



BUCKINGHAM LIMESTONE





PENNSYLVANIA FIELDSTONE



# FIELDSTONE

## *Rough and imperfect*

Irregular, asymmetrical and unique, the Fieldstone veneer profile takes its inspiration from natural stones deposited by glaciers and found in subsoil. The only constant in this collection is its randomness – straight edges, sharp points and indistinct shapes align beautifully, portraying the rustic charm of a country cottage or Fieldstone retaining wall.



**Old Dominion**  
Cavern Color Palette - pg. 35



**Pennsylvania**  
Mesquite Color Palette - pg. 52



**Shenandoah**  
Mesa Color Palette - pg. 49



**Strathmore**  
Desert Sands Color Palette - pg. 58



**Top Rock**  
Fossil Color Palette - pg. 31



OLD DOMINION FIELDSTONE





MICHIGAN RIVER ROCK



# RIVER ROCK

## *Curved and Fluid*

Rounded corners and smooth surfaces characterize our River Rock stone veneer profile. Each stone's countenance appears as if gently polished by a flowing stream, with softened edges and lightly dimpled surfaces. Perfect for bringing the ambiance of calming waters to interior and exterior design.



**Michigan**  
Mesquite Color Palette - pg. 53



**Mountain**  
Mesa Color Palette - pg. 49







ADOBE SANDS PRECISIONFIT™



# PRECISIONFIT™

## *Defined and compact*

Contemporary yet classic, our PrecisionFit style features tightly fit rectangular pieces as a precast stone veneer panel system. Rugged textures, varied depths and sizes, and defined shapes create a meticulous stone facing with character and symmetry. PrecisionFit stone wall panels are easily and quickly installed, an ideal option for indoor fireplace surrounds and wall accents.



**Adobe Sands**  
Desert Sands Color Palette - pg. 57



**Alpine**  
Glacier Color Palette - pg. 40



 **Arctic**  
Glacier Color Palette - pg. 43




 **Driftwood**  
Timber Color Palette - pg. 65



**Onyx**  
Shale Color Palette - pg. 21



 **Sage Gray**  
Shale Color Palette - pg. 25



# STONE TRIM & ACCESSORIES



## THE FINISHING TOUCHES MAKE THE DIFFERENCE

ProVia® offers all the accessories you will need to professionally complete your project. Take advantage of the various shapes, sizes and colors to make a project uniquely yours. Easy to manipulate, easy to install - our trims and accent pieces finish off a design to showcase a project's most beautiful attributes. Consult the color palette sections of this catalog for recommended combinations - or design your own original creation.



## ADDRESS STONES

Address stones are a great way to add that final polish and further enhance curb appeal to any project. Available in Gray Limestone or Buff Sandstone. The address stones are made to be mounted horizontally and can accommodate up to 5 numbers that will be painted black, in the Times New Roman font pictured. There is also an optional pinstripe that can be added around the numbers. Please allow 1 to 2 weeks lead time.



GRAY LIMESTONE






BUFF SANDSTONE WITH PINSTRIPE OPTION




*Address stones are manufactured out of natural stone. Slight variations in color or veining may occur.*



## COLORS



Stone trim and accessories are available in all colors unless otherwise noted.



## BLOCKS & SILLS

**STANDARD SHUTTER BLOCK**  
13½"W x 25⁄8"H x 2½"D  
(Available in Buff and Light Gray only)



**LARGE SHUTTER BLOCK**  
127⁄8"W x 4"H x 2"D  
(Available in Buff and Light Gray only)



**WATER SILL with DRIP (1" wash)**  
235⁄8"W x 3"H x 3"D



## HEARTHSTONES\*

19½"W x 19½"L x 1¾"D



**HALF HEARTHSTONE**  
12"W x 20"L x 1¾"H



\*Hearthstones and half hearthstones are not suitable for foot traffic.

## WALL & COLUMN CAPS (Not available in White or Charcoal)

**FLAT WALL CAPS**  
12"W x 24"L x 2¼"H  
14"W x 24"L x 2¼"H  
16"W x 24"L x 2¼"H



**PEAKED WALL CAPS**  
12"W x 20"L x 2¾"D low / 4"D high (1¼" wash)  
14"W x 20"L x 2¾"D low / 4"D high (1¼" wash)  
16"W x 20"L x 2¾"D low / 4"D high (1¼" wash)



**COLUMN CAPS**  
14"W x 14"L x 27⁄8"H  
22"W x 22"L x 27⁄8"H  
31"W x 31"L x 27⁄8"H





UTILITY TRIM ACCENTS

HYDRANT STONE  
6<sup>5</sup>/<sub>8</sub>"W x 7<sup>1</sup>/<sub>2</sub>"H x 1<sup>3</sup>/<sub>4</sub>"D  
1<sup>1</sup>/<sub>2</sub>" Diameter Hole



CLASSIC LIGHT TRIM  
7<sup>1</sup>/<sub>2</sub>"W x 10<sup>5</sup>/<sub>8</sub>"H x 1<sup>3</sup>/<sub>4</sub>"D  
4<sup>1</sup>/<sub>2</sub>" Diameter Hole



CLASSIC  
RECEPTACLE STONE  
6<sup>5</sup>/<sub>8</sub>"W x 7<sup>1</sup>/<sub>2</sub>"H x 1<sup>3</sup>/<sub>4</sub>"D  
2<sup>3</sup>/<sub>8</sub>"W x 4<sup>1</sup>/<sub>8</sub>"H opening



WINDOW & DOOR TRIM ACCENTS

ROW LOCKS  
Large 5<sup>1</sup>/<sub>2</sub>"W x 7<sup>1</sup>/<sub>2</sub>"H x 1<sup>3</sup>/<sub>4</sub>"D  
Small 4"W x 5"H x 1<sup>3</sup>/<sub>4</sub>"D



FLAT WINDOW TRIM  
22<sup>1</sup>/<sub>2</sub>"W x 6<sup>1</sup>/<sub>2</sub>"D x 1<sup>1</sup>/<sub>2</sub>"H



TRIM STONE  
6"W x 8"H x 1<sup>3</sup>/<sub>4</sub>"D



KEYSTONES

Large 11<sup>1</sup>/<sub>2</sub>"W x 7"W x 11"H x 2"D  
Small 8<sup>7</sup>/<sub>8</sub>"W x 6"W x 8"H x 1<sup>3</sup>/<sub>4</sub>"D



NEW BRICK SILLS

22"W x 3.5"H x 2"D



Available in all Thin Brick Colors.

These are all nominal dimensions and ranges. Actual dimensions may vary.



## CORNERS

90° corners are available in all color palettes.



### THIN BRICK

Long Legs: 7¼"  
Medium Legs: 3⅜"  
Short Legs: 1⅝"



### RIDGE CUT™

H: 2⅝" - 6"  
D: 1½" - 3½"  
Long Legs: 9" - 10"  
Medium Legs: 7" - 8"  
Short Legs: 4½" - 6"



### EDGE CUT™

H: 4"  
D: 1¼" - 2½"  
Long Legs: 7¼" - 8¾"  
Short Legs: 5" - 6¼"



### CHISEL CUT™

H: 1½" - 4"  
D: 1" - 2⅝"  
Long Legs: 9¼" - 10¼"  
Medium Legs: 7" - 8¾"  
Short Legs: 4" - 6¼"



### TERRA CUT™

H: 2" - 8"  
D: ¾" - 2"  
Long Legs: 8½" - 9½"  
Medium Legs: 5" - 6½"  
Short Legs: 2" - 2½"



### NATURAL CUT™

H: 1¼" - 6½"  
D: 1¾"  
Long Legs: 4" - 9"  
Short Legs: 1¾" - 2½"



### LEDGESTONE

H: 1¼" - 6½"  
D: 1" - 2¼"  
Long Legs: 6½" - 10"  
Medium Legs: 5½" - 7"  
Short Legs: 1½" - 2¼"



### DRY STACK

H: 1" - 5½"  
D: 1" - 2"  
Long Legs: 9" - 10½"  
Medium Legs: 5½" - 6½"  
Short Legs: 1½" - 2¼"



### FIELDSTONE

H: 3" - 16¼"  
D: 1" - 1½"  
Long Legs: 6" - 10"  
Short Legs: 1" - 2"



### RIVER ROCK

H: 3" - 16½"  
D: 2"  
Long Legs: 5½" - 9"  
Short Legs: ¾" - 3"



### PRECISIONFIT™

H: 3⅝" - 16"  
D: 1" - 2¼"  
Long Legs: 8½"  
Medium Legs: 5½"  
Short Legs: 2"



### LIMESTONE

H: 2" - 12½"  
D: 1" - 1¾"  
Long Legs: 9" - 10"  
Medium Legs: 5½" - 6½"  
Short Legs: 2"



SLATE TERRA CUT™

These are all nominal dimensions and ranges. Actual dimensions may vary.



# GROUTING TECHNIQUES



## A SMALL DETAIL THAT CAN DRAMATICALLY CHANGE THE CHARACTER OF STONE

Grout truly brings your stonework together. With traditional grouting methods, it is the grout that fills the voids between stones. Grout also plays an important part in the overall visual appearance of your finished stonework.

Selecting the type, size and color of the stone is only part of the customization process. You can select from several different grouting styles to further create the perfect look for your home.



The most common grout technique is a **standard or raked joint**. This is what you typically see with brickwork, for example. The grout is evenly applied around the edge of each stone or brick. When finished,

the grout appears as a recessed even layer, filling the gaps between stones and bricks. This is a classic, traditional technique that provides timeless beauty.



OSAGE LEDGESTONE WITH NO GROUT



For a more old-world look, choose **overgrouting**. This technique uses a much heavier grout seam. Depending on the look you want, the grout can be even with or extend beyond the face of the stone, rather than being recessed like the standard grout technique. Grout may even partially cover the face of the stone. The overgrout technique is especially popular with larger, irregularly shaped stones.



Many homeowners now choose the **dry stack** style of stonework, which is actually groutless. Mortar is used behind the stone to secure it in place, but there is no grout visible between the stones. This gives the work a very natural, casual appearance.

It appears as though the stones are simply stacked on top of one another. Dry stacked applications are not recommended where freeze/thaw is common. Consult with your Stone Mason regarding dry stack applications in your specific region and always refer to CMHA guidelines for details in these types of installations.

All of ProVia® stone has a natural, ageless beauty. You can fine-tune that beauty by selecting the grouting technique that best matches your design goals. The ability to color or tint grout provides you with additional flexibility to create exactly the look you have in mind. See page 96 for more information on designing with grout colors.

Whether you want to project a classic, rustic or contemporary look, there is a grout technique available to fulfill your vision. Unlimited options give you the freedom to create your unique canvas in stone.



AMHERST LIMESTONE WITH RAKED GROUT







# LIMITLESS OPTIONS



## BLENDING STYLES AND COLORS

For those creative individuals, we offer the ability to mix and match stone groupings to form a completely new look. Design for a natural setting, a special gathering area of your home or yard and even your furnishings or other exterior elements to create that distinctively unique look.

THE IMAGE ON THE NEXT PAGE SHOWS THESE TWO PROFILES BLENDED TOGETHER TO CREATE A UNIQUE LOOK.



SANTEE LEDGESTONE



SHENANDOAH FIELDSTONE

## STONE VERSATILITY

Go for a unique look to distinguish your next project. We offer the ability to beautifully mix and match two or more collections to form a completely different look. At ProVia®, we can recommend mixes of stones based on our extensive years of experience or create your own look. You're limited only by your imagination.



SLATE TERRA CUT™



SHENANDOAH FIELDSTONE









# HOW LIGHTING AFFECTS THE WAY YOU SEE COLOR



## EXTERIOR APPLICATIONS

Choosing the color of stone for your home's exterior is important to you. Making the right color choice can increase curb appeal and the value of your home.

As you look at all the different styles and colors of ProVia® stone products, it is important to factor in lighting when making your choice. Daylight, or more specifically, direct sunlight versus indirect sunlight, impacts how color is perceived.



In the image above, notice how the direct sunlight has a dramatic affect on the color of the stone. Direct sunlight can also create dramatic shadow lines providing increased visual appeal.



As you look at the stone colors in the shaded parts of the home, it begins to take on a completely different look and feel. Colors become less vivid creating a softer, more subtle look. Shadow lines are reduced and sometimes eliminated.



## INTERIOR APPLICATIONS

ProVia stone products can also be installed on the interior of your home. Fireplaces, kitchens, family room walls...our diverse selection of stone profiles and colors can create pleasant, welcoming atmospheres within the walls of your home.

Color is affected by the lighting inside your home, and lighting can have a tremendous impact on how you see color, as shown in the picture above. Light reflected from painted walls, stained wood, and colored carpeting, for example, can provide dramatic color shifts that can make the stone color appear different. Thus, creating an impressive atmosphere within your home.


When choosing your ProVia stone products for exterior or interior purposes, we encourage you to choose carefully, and look at our colors within the environments they will be installed in. This will provide you with a truer representation of what you can expect to see with your finished project.




NON-DIRECT  
SUNLIGHT



SHADE



DIRECT  
SUNLIGHT



SHAWNEE DRY STACK & BUCKINGHAM LIMESTONE BLEND



# PROFESSIONAL INSTALLATION FAQ

## FOR YEARS OF GUARANTEED BEAUTY

**Q: Will my stone fade once installed?**

**A:** Some color change can be expected following installation. See page 7 for more information about the natural curing process.

**Q: How should I prep my doors and windows?**

**A:** Make sure all openings are properly flashed before applying stone. This prevents water seepage from going under the application which will cause it to fail. Visit the CMHA website at [www.masonryandhardscapes.org](http://www.masonryandhardscapes.org) for more information.

**Q: Do I have to use grout?**

**A:** Your stone does not have to be grouted as long as the installation is in an area where freeze/thaw is not common. When installing a dry stack application always refer to CMHA guidelines.

**Q: Can I use Hearthstones as pavers?**

**A:** No, Hearthstones are not approved for foot traffic.

**Q: Do you provide products for overhead installation (ceilings, overhangs, etc. with one surface adhesion)?**

**A:** Consult with your Stone Mason and current CMHA guidelines for details in these types of installations.

**Q: How close to the ground can these stones be installed?**

**A:** The stone should be installed no closer than 4" to the final grade or 2" to a hard surface (sidewalk, driveway, etc.)

**Q: How should I clean my stone?**

**A:** Visit our Stone Installation page at [provia.com](http://provia.com) to view our video on proper cleaning procedures. Do not use power washers or harsh chemicals on or around ProVia® stone products as damage may occur.

**Q: Will I need anything besides stone flats and corners to finish my project?**

**A:** Yes. When there are transitions, etc., be sure to ask about trim and architectural accessories to give your project a polished and complete look (see pages 92-95 in this catalog for details).

**Q: Can I only use one kind of stone?**

**A:** Not at all, See pages 98 & 99, or ask about our custom mixed stone applications when creating unique looks.

**Q: What is the warranty on my stone?**

**A:** ProVia stone products carries a Lifetime Limited Warranty against faulty manufacturing process or defective materials as follows:

The installation must be in compliance with the applicable specifications and requirements and the stone subjected only to normal exposure and use. ProVia guarantees its stone products against chipping, flaking, unsightly discoloration or any other serious deterioration. Warranty coverage is limited to replacement or repair of defective materials only and does not cover labor to remove or replace materials. Warranty coverage is limited to the original purchaser. The manufacturer will not be liable for any damage or defects due to misuse, building movement, installation, acts of God, fire or any other cause beyond the manufacturer's control.

For the most current information, please visit the warranty section of our website at: [provia.com/warranty](http://provia.com/warranty).



# MULTI-FAMILY

Our complete portfolio of exterior building products and services makes it easy for professionals to do business with us. At ProVia®, we care for details in ways others won't and that is evident in every product we manufacture including our full line of:

- Manufactured Stone and Accessories
- Vinyl and Insulated Siding
- Energy Efficient Steel and Fiberglass Entry Door Systems
- Thermally Efficient Vinyl Windows
- Vinyl Exterior + Real Wood Interior Windows
- And, the best glazing packages available on the market

ProVia is leading the way in the Multi-Family Market in quality and service for builders, contractors and architects all across the country. Our custom capabilities along with our ability to meet industry specs set us apart from the competition. For your next project, let us take care of the details for you. Experience easy. Experience ProVia. Visit our website's professional section at: [provia.com/professionals](http://provia.com/professionals).



## Stone Index

ACADIA TERRA CUT™	39
ADMIRAL EDGE CUT™	17
ADOBE SANDS PRECISIONFIT™	57
ALLEGHENY LIMESTONE	48
ALPINE PRECISIONFIT™	40
ALTA NATURAL CUT™	14
AMHERST LIMESTONE	30
ARCTIC PRECISIONFIT™	43
ASHWORTH NATURAL CUT™	54
BEECH EDGE CUT™	44
BLUE RIDGE LIMESTONE	25
BOSTON THIN BRICK	33
BUCKINGHAM LIMESTONE	35
BUFF LIMESTONE	43
BRINDLE CHISEL CUT™	53
BRIGHTON LEDGESTONE	59
CASTLEROCK RIDGE CUT™	18
CATAWBA DRY STACK	47
CHESTNUT DRY STACK	51
COBBLESTONE THIN BRICK	13
DELAWARE THIN BRICK	40
DENALI RIDGE CUT™	15
DRIFTWOOD PRECISIONFIT™	65
ERIE DRY STACK	24
FERNWOOD NATURAL CUT™	62
FLINTRIDGE TERRA CUT™	20
FROST TERRA CUT™	22
GRAPHITE TERRA CUT™	14
HARBOR LIMESTONE	23
HURON DRY STACK	51
INDEPENDENCE THIN BRICK	33
LAKEPOINTE DRY STACK	58
MICHIGAN RIVER ROCK	53
MIDNIGHT THIN BRICK	13
MOUNTAIN RIVER ROCK	49
MYSTIC LEDGESTONE	22
NIAGARA TERRA CUT™	15
OBSIDIAN EDGE CUT™	16
OHIO VINTAGE LIMESTONE	44
OLD DOMINION FIELDSTONE	35
OLYMPUS CHISEL CUT™	21
ONYX PRECISIONFIT™	21
OSAGE LEDGESTONE	30
OTTAWA DRY STACK	45
OXFORD LEDGESTONE	23
PEARL DRY STACK	41
PENNSYLVANIA FIELDSTONE	52
POLAR EDGE CUT™	42
RAINIER TERRA CUT™	42
RUSHMORE LEDGESTONE	65
RUSSET TERRA CUT™	34
SAGE GRAY PRECISIONFIT™	25
SAGINAW LEDGESTONE	52
SANTEE LEDGESTONE	47
SEABOARD NATURAL CUT™	18
SENECA DRY STACK	29
SHAWNEE DRY STACK	36
SHENANDOAH FIELDSTONE	49
SILVERLAKE CHISEL CUT™	19
SILVERTON RIDGE CUT™	16
SLATE TERRA CUT™	24
SOUTHBRIAR LEDGESTONE	59
SOUTHPORT DRY STACK	26
SUMMIT TERRA CUT™	29
SUSQUEHANNA LEDGESTONE	61
STERLING CHISEL CUT™	20
STRATHMORE FIELDSTONE	58
TOCCOA DRY STACK	26
TOP ROCK FIELDSTONE	31
TUNDRA EDGE CUT™	17
VAIL LIMESTONE	41
WELLINGTON CHISEL CUT™	19
WHISPERWOOD DRY STACK	61
WOODBRIAR NATURAL CUT™	48
YORKTOWN THIN BRICK	39
YOSEMITE RIDGE CUT™	36
YUMA TERRA CUT™	57



# DISCOVER MORE

## WEBSITE

ProVia.com makes it easy to explore and compare numerous door, window, siding, stone or roofing options in a straightforward, interactive way. Configure a door or window, visualize products on your home, explore color palettes, and learn about different architectural styles—all from our innovative Design Center. Save your favorite products, colors, photos or ideas throughout the site into your own ProVia portfolio for reference any time and share them across your favorite social media platforms. ►



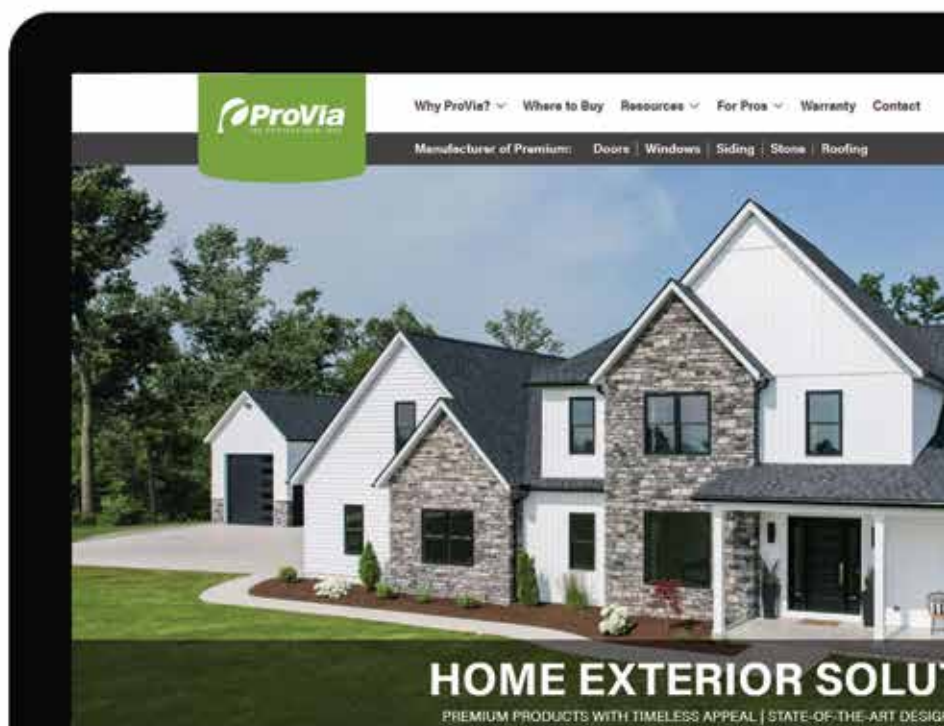
SCAN ME

## VISUALIZER

Let your imagination run free with this exterior home design tool. Select from a library of existing home styles or upload a photo of your own home.

In a few easy steps, update your siding color, add stone or metal roofing, configure windows, or create a one-of-a-kind entry door system.

Looking for professionally inspired color and product palettes? Apply one of our pre-selected Designer Collections to create a curb-appealing look. ▼







## APP

Use the ProVia app to configure doors and windows or select from an extensive collection of vinyl siding, manufactured stone and metal roofing styles.

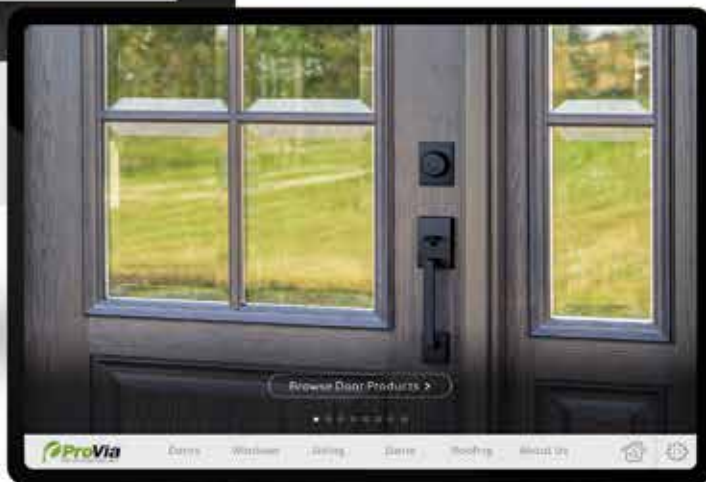
### FEATURES

- Door and Window Configuration
- Vinyl Siding Profiles, Colors and Accessory Accents
- Manufactured Stone Styles, Color Palettes and Grout Options
- Metal Roofing Profiles, Trims and Colors
- Videos, Photo Galleries and Catalogs
- ProVia Dealer Locator



## SOCIAL MEDIA

We love seeing how you apply our products to your home. Please share your photos with us. ▽







"To serve, by caring for details in ways others won't." It's not just our mission, but a way of letting our light shine every day at ProVia®. We continually strive to put these words into action by providing unmatched quality and service. The P-icon symbolizes each employee's commitment to devoting the utmost care, pride and quality into each building product we manufacture...it's The Professional Way.



DOORS | WINDOWS  
SIDING | STONE | ROOFING  
[provia.com](http://provia.com)

© 2025 ProVia  
Z-MK-10001-25 | 9/24



Distributed by:

--