


ECOLITE PATIO DOORS



— eco**Lite**™ —  
**PATIO DOORS**  
ECONOMY REDEFINED

# STANDARD FEATURES



**A** Welded frame with integrated nail fin and reinforced mechanical sash



**B** White, single point hardware with no keylock



**C** BetterVue® Fiberglass screen with bottom track operation



**D** Patented sliding system feature with four adjustable 1" wheels



**E** Strong, multi-chamber profile with interior and exterior accessory grooves



**F** Bottom sill protector for optimal drainage

## Available Sizes

72" x 80"

60" x 80"

No sidelites or transoms

## Options

White hardware with keylock

Footlock

Upgraded glass packages

## Colors

Available in White only



Optional hardware with keylock



Optional footlock

## ecoLite Patio Door 72" x 82"

Test	Test Specification	Results
Air	AAMA/WDMA/CSA 101/I.S.2/A440-08 & ASTM-E283-04	0.10 cfm/ft <sup>2</sup> @ 1.57 psf
Water	AAMA/WDMA/CSA 101/I.S.2/A440-08 & ASTM-E547-00	7.50 psf
Structural	AAMA/WDMA/CSA 101/I.S.2/A440-08 & ASTM-E330-02	R-PG50-SD 142mph

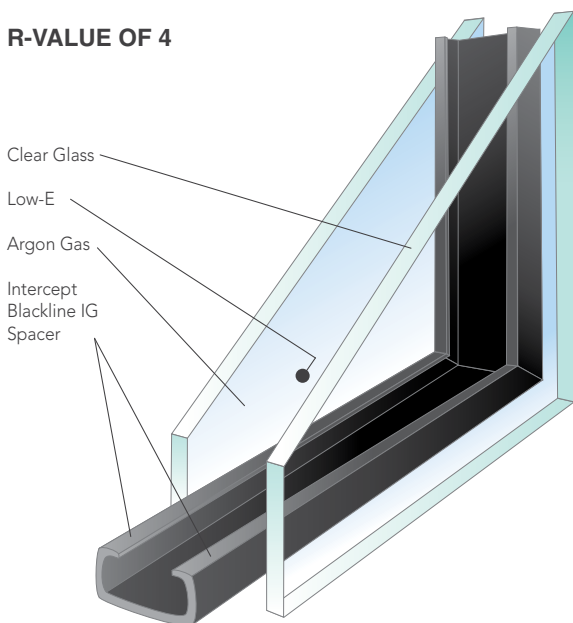
Test data is a result of sizes shown, configurations and lab conditions of a certified independent third party laboratory.

# GLASS

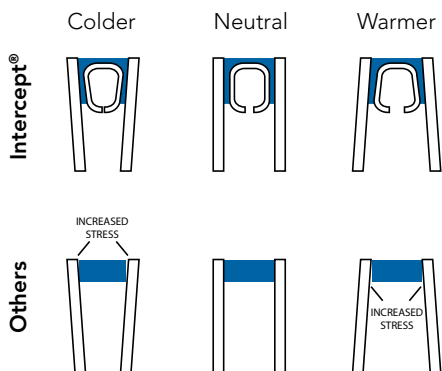
## FEATURING INTERCEPT® BLACKLINE IG SPACER SYSTEM

The ecoLite™ patio door has been independently tested and certified. An Intercept Blackline glazing system improves thermal performance for less heat loss, warmer glass temperature and reduced interior condensation.

### R-VALUE OF 4



The Blackline spacer features a patented one-piece U-channel design offering superior flexibility with no load on sealant virtually eliminating seal failure. The unique black coating creates an aesthetically pleasing sight line at the edge of the glass.




**Privacy Glass Options:** Obscure Pebble & Gluechip  
**Tinted Glass Options:** Gray, Green & Bronze

**20-YEAR**  
— LIMITED WARRANTY —

# GRIDS

The style of grids you choose can make a big impact on your home's appearance. You can choose from several grid patterns including variations of Colonial, Cottage and Prairie styles.



### Internal Grid Types

Internal grids are placed between two panes of glass making cleaning your patio door a breeze.



Contoured

Flat

### Sample Grid Patterns



Colonial 2V5H



Cottage 1V2H



Single Prairie



Cottage TS-2V1H



Double Prairie Grids



“To serve, by caring for details in ways others won’t.” It’s not just our mission, but a way of letting our light shine every day at ProVia®. We continually strive to put these words into action by providing unmatched quality and service. The P-icon symbolizes each employee’s commitment to devoting the utmost care, pride and quality into each building product we manufacture...it’s The Professional Way.



At ProVia, we manufacture energy efficient products and exercise corporate environmental stewardship by recycling, reducing pollution emissions and much more. In fact, our company has received repeated awards from the Environmental Protection Agency such as Partner of the Year - Sustained Excellence for outstanding efforts in energy savings.

Distributed by:



DOORS | WINDOWS  
SIDING | STONE | ROOFING

[provia.com](http://provia.com)