



AERIS WINDOWS  
& PATIO DOORS

# AERIS<sup>™</sup> WINDOWS & PATIO DOORS

#### SHOWN ON THE COVER

Aeris™ Double Hung Window with Oak Wood Stained Caramel with Cottage Style SDL Grids on Glass and Antique Brass Hardware

#### SHOWN ON THIS PAGE

Aeris 2-Lite Sliding Patio Door with Oak Wood Stained Caramel with Cottage Style SDL Grids on Glass and Antique Brass Hardware

## Table of Contents

ENERGY STAR® .....	02	Glass Packages.....	20
Wood-Clad Vinyl .....	05	Understanding the NFRC Label.....	21
Features: Window & Patio Door Styles.....	06	Privacy Glass .....	22
Bay & Bow / Window Features & Benefits.....	08	Internal Blinds .....	23
Patio Door Features & Benefits .....	11	Grids and Tinted Glass.....	25
Colors .....	12	Decorative Glass .....	26
Hardware.....	14	Art Glass.....	28
Screens .....	16	MasterFit™ Trim & Accessories.....	32
Insulated Glass Units.....	18	Warranty Highlights.....	34
Super Spacer® .....	19	Discover More.....	36

# THE PROFESSIONAL WAY

ProVia® caters to a niche within the window and door market that demands a high degree of customization coupled with outstanding quality. Our company defines the products that meet this demand as "professional-class." We have found success by adhering to a set of core values that guide us as we develop rewarding, long-term relationships with our employees, customers and homeowners.



**Our Mission: To Serve, By Caring  
for Details In Ways Others Won't**



**DOORS | WINDOWS  
SIDING | STONE | ROOFING**



**Doing Business Since 1977**



**2,200+ Associates Nationwide**



**Multi-Time ENERGY STAR  
Partner of the Year Award Winner**



**Serving Alongside "8 Days of  
Hope" helping Rebuild Homes,  
Communities and Lives**



**2,425,000 sq. ft Total  
Manufacturing / Warehouse Space**



**12,000 Tons of Metals, Paper,  
Glass and Vinyl (Window and  
Siding) Recycled Annually**

## INDUSTRY ASSOCIATIONS, ACCREDITATION AND TESTING

ProVia actively engages with leading industry organizations such as the Window & Door Manufacturers Association (WDMA), the Fenestration and Glazing Industry Alliance (FGIA), and the National Fenestration Rating Council (NFRC).



Through its membership in WDMA, ProVia collaborates on standards and advocacy efforts to advance the window and door industry.



Involvement with FGIA allows ProVia to stay at the forefront of glazing and fenestration technology, benefiting from shared research and best practices.



ProVia's participation in NFRC ensures that through voluntary third-party testing, their products meet rigorous energy performance and rating standards, reflecting their commitment to sustainability and quality.



#### Did You Know?

**ENERGY STAR** certified windows, doors and skylights can reduce your energy bills by up to 15% while helping protect the environment.

## ENERGY STAR® PARTNER

ProVia® ENERGY STAR certified windows are independently tested and certified to meet strict energy-efficiency standards. The annual Partner of the Year Awards are given to a select group of organizations that have made outstanding contributions to protecting the environment through energy efficiency.

ENERGY STAR is a U.S. Environmental Protection Agency (EPA) voluntary program that helps businesses and individuals save money and protect our climate through superior energy efficiency. The ENERGY STAR guidelines were established to reduce greenhouse gas emissions and other pollutants caused by the inefficient use of energy.



LEARN MORE AT  
[ENERGYSTAR.GOV](https://www.energystar.gov)



## ENERGY STAR & ENVIRONMENTAL STEWARDSHIP

When you purchase energy-efficient windows and patio doors from ProVia, you're doing more than conserving energy in your own home. You're supporting our company's commitment to protecting the environment that we all call home.

At ProVia, not only do we manufacture energy-efficient products, we also exercise corporate environmental stewardship. Here are a few examples:

- ✓ **WE RECYCLE** – Paper, metals, glass and vinyl.
- ✓ **TRANSPORTATION SAVINGS** – Our trucks use the TriPac Idle Reduction and Temperature Management System.
- ✓ **POLLUTION PREVENTION** – Our Pollution Prevention Program has dramatically reduced solvent usage since 2002.
- ✓ **GOING PAPERLESS** – Our electronic ordering and internal paperless systems reduce paper usage.
- ✓ **SOLAR PANELS** – Solar panels are being used at three production facilities to reduce energy use.

### *Why Buy ENERGY STAR Certified Windows and Patio Doors?*



**SAVE ENERGY & REDUCE POLLUTION** – Lower energy consumption reduces greenhouse gas emissions from power plants and shrinks a house's carbon footprint.



**SAVE MONEY** – Replacing old windows with ENERGY STAR certified windows lowers household energy bills by an average of 12% nationwide.



**GET COMFORTABLE** – With ENERGY STAR certified windows, the interior glass stays warmer keeping you comfortable even when the temperature outside dips well below freezing.



**PROTECT VALUABLE INTERIORS** – Curtains, wood floors or a favorite photograph can fade or discolor after repeated exposure to direct sunlight. Many ENERGY STAR certified windows have a special coating on the glass that acts like sunscreen for your house. These special coatings reduce fading by as much as 75% without noticeably reducing visible light.

### ENERGY PERFORMANCE CALCULATOR

ENERGY STAR and the EPA are committed to improving manufacturer's products to ensure energy-efficient products are being produced.

ProVia is committed to helping you find energy-efficient windows and patio doors that meet ENERGY STAR requirements.

Follow the QR Code to find the NFRC ratings and ENERGY STAR qualifications of a window or patio door.



SCAN ME



Sandstone Aeris™ Mulled Casement Windows  
with a Circle Top Window above



## Why Choose

# WOOD-CLAD VINYL?

### YOUR VERSATILE WINDOW SOLUTION

Add warmth to the interior of your home with wood. Aeris windows and patio doors are wood-clad, allowing you to choose between several factory-finished paint and stain colors to complement your homes' unique style.

The exterior of Aeris windows and patio doors are constructed of a uniquely formulated, proprietary vinyl compound proven to perform better than alternative building materials. Vinyl ensures long-lasting color-retention and low maintenance, plus the added confidence of a warranty against rotting, cracking, pitting, corroding and peeling. The vinyl is resistant to rot, insect and microbial damage, never requires painting and is easy to clean.



#### LOW MAINTENANCE

Vinyl is the low-maintenance choice for residential use.



#### SUPERIOR WEATHERABILITY

The vinyl compound is uniquely formulated to withstand the harsh effects of weather, UV light and southern exposure.



#### COLOR RETENTION

Pharmaceutical-grade compounding and blending systems provide consistency, so you can rely on superior color and weatherability.



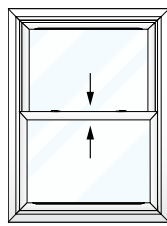
#### DESIGNED TO PERFORM

Industry partnerships and on-going research into new technologies ensure the vinyl compound exceeds industry standards, outperforms the competition, and works together to offer best-in-class technology.

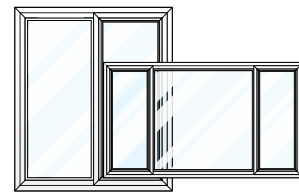
**Choosing both wood and vinyl for your window and patio door is a win-win – you get the beauty of wood inside, plus low-maintenance vinyl outside.**

# Window & Patio Door Styles

## FEATURES




DOUBLE HUNG




2 & 3 LITE SLIDER

FRAME DEPTH	3 ¼"	3 ¼"
VINYL EXTERIOR / WOOD CLAD INTERIOR	✓	✓
CONSTRUCTION	Welded Frame & Sash	Welded Frame & Sash
GLAZING	Interior	Interior
INTERIOR AND EXTERIOR ACCESSORY GROOVES	✓	✓
GRAPHITE POLYSTYRENE FOAM INSULATION	✓	✓
WEATHERSTRIPPING	Barrier Fin & Bulb Seal	Barrier Fin & Bulb Seal
COMFORTECH™ DLA-UV GLAZING SYSTEM	1"	1"
EXTRUDED ALUMINUM SCREEN FRAME	Full	Full
BETTERVUE® FIBERGLASS MESH	✓	✓
FLEXSCREEN®	Optional+	Optional+
LOCKS/HARDWARE	Profile™ DA (dual action)	Profile™ SA (single action)
INTEGRAL INTERLOCK	✓	✓
ADDITIONAL HARDWARE	Tilt Latches	
BALANCE SYSTEM	Block & Tackle	
WEEP HOLES	✓	✓
ADDITIONAL FEATURES	<ul style="list-style-type: none"> <li>• Wood Lift at Lock Rail</li> <li>• Top Sash Retention</li> </ul>	<ul style="list-style-type: none"> <li>• Brass Rollers</li> <li>• Anchor Stops (3-Lite)</li> </ul>

+Standard on painted exterior units.



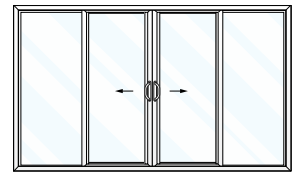
CASEMENT & AWNING



PICTURE



SHAPES



PATIO DOORS

3 1/4"

3 1/4"

3 1/4"

4 5/8"



Welded Frame & Sash

Welded Frame

Welded Frame & Sash

Mechanical Frame & Sash

Interior

Interior

Interior

Interior



Bulb Seal

Barrier Fin & Bulb Seal

1"

1"

1"

1"

Full\*



Lock Out Crank Handle

Signature & Modern Hardware



Washability Hinge & Corner Drive System (casement only)

**Standard:** Accuvent™  
**Optional:** Footlock



- Optional Stainless Steel Hardware
- Quick Release Dual Arm Operator (Standard - Awning)

- Direct Glazed Frame

- Direct Set Glass

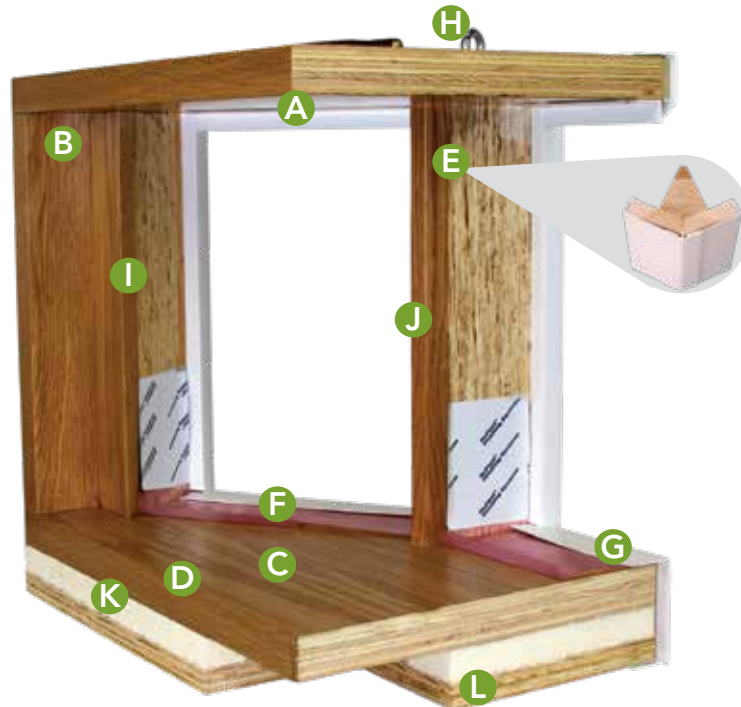
- 2, 3 and 4-Lite Options
- Patented Sliding System and Water Drainage System

\* Internal blinds in Casement and Awning windows cannot be operated while the screen is in place. To open or close the blinds, the screen must first be removed.

See the following page for information on Bay and Bow windows.



# BAY AND BOW FEATURES



**A** Head

**B** Side Jamb

**C** **Seat Board:** 1¼" Furniture Grade Oak or Birch Veneer.

**D** **Edge Banding:** Exposed plywood interior edges of the head, seat and side jambs are covered with matching wood edge banding.

**E** Our **solid wood mullion** design is lag bolted to the head and seat for maximum strength and support. This unique design is made out of TimberStrand® laminated lumber.

TimberStrand is made from Aspen trees cut into thin strands and then dried and laminated together with a polyurethane resin. It is then pressed and steam injected to create a wood billet creating a strong and durable material that is 25% stronger than standard wood and will not absorb or release moisture.

**F** This **window panning system** is the ultimate protection against water infiltration. The PVC panning profiles wrap around and are adhered to the vertical mullions and seat board creating an interior gutter system.

**G** The **exterior is PVC wrapped** and painted to match the window exterior color.

**H** To ensure our windows will never bow or sag, we use adjustable **turn-buckled cable support system** to support the frame from the top with heavy-duty 6" hook and turnbuckle.

**I** Side Wedge

**J** Mull Cap

**K** **Fully Insulated** (Optional)

**L** **Insulate to Jamb** (Optional)

*Bay and Bow windows can be configured using a combination of Double Hung and Picture windows or Casement, Fixed Casement, and Awning Windows.*



**SCAN FOR MORE ON  
BAY AND BOW WINDOWS!**

# WINDOW FEATURES & BENEFITS




## REAL WOOD INTERIOR

Aeris™ windows feature factory-finished Oak, Cherry or Maple wood applied to the sash and frame interior.




## FRAME

Aeris windows are constructed with a 3¼" vinyl frame. Both the sash and frame are welded for increased strength.



## GLASS PACKAGE

Aeris windows feature a 1" ComforTech™ Insulated Glass Unit. A DLA-UV glass package is standard.



## INSULATION

A graphite foam insulation is added to the frame, providing greater energy efficiency and performance.



## BARRIER-FIN WEATHERSTRIPPING

This weatherstripping provides a barrier against air, water, dust and noise.




## BULB SEAL WEATHERSTRIPPING

This weatherstripping prevents water from penetrating the foam cell structure and has a unique UV-resistant barrier.



## EXTRUDED ALUMINUM SCREEN FRAME

A rigid and durable frame that holds the screen mesh in place and is easy to remove for cleaning and maintenance.



## BETTERVUE® FIBERGLASS MESH

This mesh is very durable and flame retardant, providing an enhanced view, increased insect protection and improved airflow.



## FLEXSCREEN® (OPTIONAL)

A great alternative screen frame option that is easy to install. It perfectly hides within the window frame, drastically improving sight lines. This is standard on painted exterior windows.



## PROFILE™ DA LOCKS\*

"DA" stands for "Dual Action" - it locks and tilts the window, all in one motion.



## INTEGRAL INTERLOCK\*

The top and bottom sashes come together with an extruded (integral) interlock to ensure stability when locking the window.



## BALANCE SYSTEM\*


The block and tackle balance system allows the top and bottom sashes on a Double Hung window to effortlessly slide up and down.

\* Applies to Double Hung Windows.




Aeris™ 3-Lite Sliding Patio Door with Cherry Wood Stained Hazelnut with Antique Brass Hardware

# PATIO DOOR FEATURES & BENEFITS




## REAL WOOD INTERIOR

Aeris™ patio doors feature factory-finished Oak, Cherry or Maple wood applied to the sash and frame interior.



## REINFORCEMENT

Galvanized steel reinforces the panels and sill to ensure rigidity and stable operation.



## GLASS PACKAGE

Aeris patio doors feature a 1" ComforTech™ Insulated Glass Unit. A DLA-UV glass package is standard.



## INSULATION

A graphite foam insulation is added to the frame, providing greater energy-efficiency and performance.



## BARRIER-FIN WEATHERSTRIPPING

This weatherstripping provides a barrier against air, water, dust and noise.



## BULB SEAL WEATHERSTRIPPING

This weatherstripping prevents water from penetrating the foam cell structure and has a unique UV-resistant barrier.



## ALUMINUM SCREEN FRAME WITH BETTERVUE MESH

A rigid and durable frame that slides easily within the screen track. The mesh is very durable and provides a better view, insect protection and improved airflow.



## SCREEN LATCH

A spring-loaded screen latch system automatically engages upon closing.



## SLIDING SYSTEM

A patented sliding system, featuring four adjustable 1" wheels per operating panel, allows the sash to glide effortlessly on the sill.




## ACCUVENT™

ProVia's® proprietary design featuring a sash lever combined with a top-mounted ratchet and lock system allowing multiple venting locations and peace of mind.



## PATENTED WATER DRAINAGE SYSTEM

This allows water on the sill to drain to the exterior of the home.




## PATIO SILL COVER

Sill cover is available in Anodized Aluminum and a **NEW** Black/Bronze finish. Standard on laminated and painted exterior patio doors.

# COLORS

## Interior Stain Finishes

### Oak



### Cherry



### Maple



## Interior and Exterior Paint Finishes


Trending paint colors also available. See entryLINK for all color options.



\*Available on the exterior only.

TUFTEX™ Smooth Cladding available in White, Café Cream, Beige, Sandstone, Tudor Brown, Bronze, Nightfall and Coal Black.

Always refer to our color selector for accurate color representation.



Coal Black Exterior Painted 2-Lite Patio Door  
with Satin Nickel Signature Hardware

## *Custom-Matched Paint Colors*

### How to Order Custom Painted Windows and Patio Doors

1. Visit a Sherwin Williams paint store and select a paint color of your choice.
2. Specify the selected color name and paint number from the paint color swatch at the time of order **OR** provide your dealer with a 3" x 3" sample of the selected color for ProVia® to match.



CUSTOM  
COLORS  
AVAILABLE

# HARDWARE

## Windows

Double Hung and Slider



Profile™ DA Lock


Casement and Awning



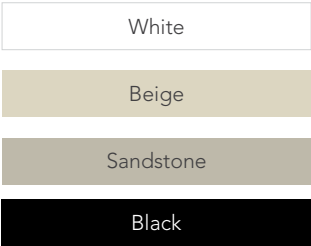
Lock Out Crank Handle

The lock-out feature prevents the handle from closing prematurely while operating the window. The handle can be easily put in the closed position by engaging the lever on the back.

Standard Finishes



Optional Finishes



## Patio Doors

Signature Hardware  
available with  
and without keylock

Modern\*  
Hardware  
with Keylock

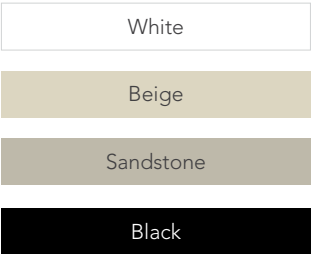


Black Signature Hardware Interior

Standard Finishes



Optional Finishes



\*Modern patio door hardware available in Aged Bronze, Satin Nickel and **NEW** Black.



Aeris™ Double Hung window with Oak  
Wood stained Caramel with Antique  
Brass Profile DA Locks

# SCREEN MESH TYPES



## BETTERVUE® SCREEN MESH

BetterVue insect screening with Water Shed Technology™ coating repels water, prevents dirt and debris from staying on the screen and remains cleaner longer. It is suitable for all window and patio door screen applications.

- Durable, hydrophobic coating will not wash off
- Sheds water and debris during rain storms
- Increases life expectancy of the screening
- Greater openness for better airflow and more natural light
- GREENGUARD certified

## HEAVY DUTY SCREEN MESH

This heavy-duty mesh is made from vinyl-coated polyester, making it tear and puncture resistant, and one of the most durable screen options on the market. This is ideal for use in high traffic areas. It installs just like regular screening but is three times stronger than standard fiberglass, and won't need to be replaced nearly as often.

## SEEVUE® STAINLESS STEEL SCREEN MESH

SeeVue is woven from stainless steel, which not only improves visibility with its fine wire diameter, but also makes this product much stronger than the standard insect screen. It has a black finish that offers excellent visibility (iVis) designed to maximize an outward view, making it sharper and more brilliant. It allows superior airflow and meets the high standard of insect protection.

## ALUMINUM SCREEN MESH

Charcoal aluminum screen mesh offers excellent outward visibility and is coated with a rich charcoal finish applied by a electrodeposition paint system. The glare is reduced by the dark color, which improves the outward visibility. The consistent finish of the screen gives it an architect-pleasing appearance.

# FLEXSCREEN®



## BEAUTIFULLY INVISIBLE

This sleek, flexible frame hides in your window's screen track and virtually disappears; this is unlike other aluminum frames that block a portion of your view. With FlexScreen, you'll enjoy a better view.



## DAMAGE RESISTANT

The FlexScreen frame is crafted from high-carbon, oil-tempered, phosphate-enhanced spring steel, the same material used in garage door springs and car shock absorbers. This durable core is coated with Duralloy PVC, the same protective layer found on outdoor park benches and dishwasher racks.

FlexScreen is built to endure the toughest conditions—tested in over 4,000 hours of salt spray and high wind scenarios. Whether facing harsh climates or everyday wear and tear, a properly fitted FlexScreen will perform flawlessly.



## SIMPLE DESIGN

FlexScreen is the first and only window screen to include no attachment hardware. This revolutionary, flexible design snaps into place in seconds and removes just as quickly. But with FlexScreen, there's no need to store your screens! The spring steel frame is coated in exterior-grade PVC and is so durable that it can withstand even the harshest elements. Leave your window screens in year-round with no worries, and save space!



## EFFORTLESS INSTALLATION

From outside or inside the home, FlexScreen installation and removal is very simple. With no attachment hardware, it alleviates the hassle. You can easily install an entire house with FlexScreens in less than 10 minutes.

FlexScreen is standard on painted exterior double hung and slider windows and is optional on non-painted windows.

# INSULATED GLASS (IG) UNITS

## LOW-E GLASS

Special coatings reflect infrared light, keeping heat inside in the winter and outside in the summer. They also reflect damaging ultraviolet light, which helps protect interior furnishings from fading.

## GAS FILLS

Energy-efficient products have either argon or krypton gases between the panes. These odorless, colorless, non-toxic gases are more dense than air, increasing insulation and improving thermal efficiency.

## MULTIPLE PANES

Two or three panes of glass with an air or gas-filled space in the middle, insulate much better than a single pane of glass.

## WARM EDGE SPACERS

A spacer keeps the glass panes the correct distance apart. Non-metallic spacers insulate pane edges, reducing heat transfer through the window.

## Glass Strength

When ordering glass for windows, you can choose single, double or triple strength glass.

# 1<sub>x</sub>

2.5mm or  $\frac{3}{32}$ " panes  
Available in annealed only

# 2<sub>x</sub>

3mm or  $\frac{1}{8}$ " panes  
Available in tempered or annealed

# 3<sub>x</sub>

5mm or  $\frac{3}{16}$ " panes  
Available in tempered or annealed

# SUPER SPACER®

## *Between You and The Elements*

Warm edge technology is more than just a low-conductive product that helps make insulated glass units more thermally efficient. The warm edge spacer is the seal that keeps the glass package in windows and patio doors from failing. Super Spacer is a dual-seal insulating glass system. This non-metal, structural foam spacer resists condensation, reduces energy costs, provides long-life durability and adds both comfort and value to your windows and patio doors.

Super Spacer is better able to ensure NFRC ENERGY STAR® certification by providing the best thermal conductivity, the lowest U-Factor among dual-seal systems and the best durability available in the industry. The all-foam formula blocks the heat escape path, improves sound absorption over traditional metal spacers and lasts up to nine times longer in durability tests than single-seal units. The all-foam formula reduces the effects of temperature changes, barometric pressure, wind load and glazing pressure, resulting in less seal failure and fewer stress cracks.




### **ENHANCED NOISE REDUCTION**

The all-foam formula's excellent sound dampening properties reduce outside noise, even in industrial environments.



### **MYLAR 10-LAYER VAPOR BARRIER**

The Super Spacer thermoset foam matrix is exceptional. Moisture is kept out, gas is kept in and conductivity is virtually nonexistent.



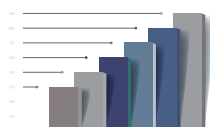
### **THE NO-METAL ADVANTAGE**

Thermal efficiency through no presence of conductive metals is the Super Spacer hallmark.



### **LASTING APPEARANCE**

The Warm Edge Glazing System stands up to the natural bending and bowing from temperature changes, barometric pressure and wind load.



### **IMPROVED STENGTH**

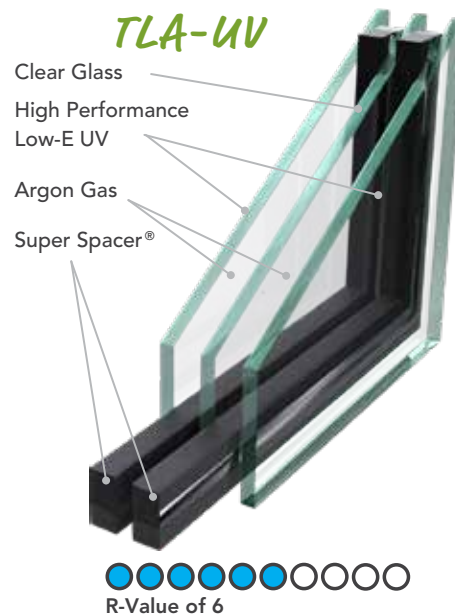
The P-1 test exposes units to 140°, 95-100% humidity and constant UV bombardment. Each week of testing is equal to one year of field use. Super Spacer survives with long term P-1 performance with a low seal failure history.



### **WARMEST EDGE**

Super Spacer provides the warmest edge among dual-seal systems with up to +14.4° F / 8° C warmer temperatures at the edge of the glass.

# COMFORTECH™ GLASS PACKAGES

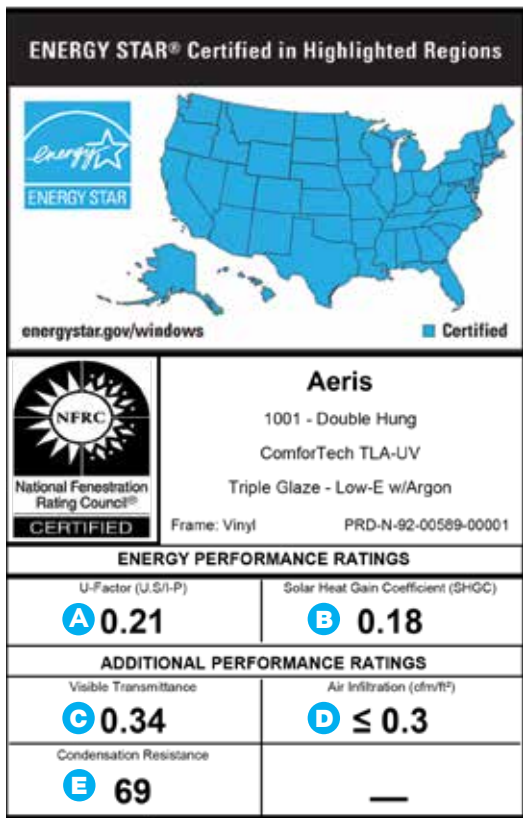


## ENERGY STAR® CERTIFIED WINDOWS & PATIO DOORS

- 1 Are manufactured by an ENERGY STAR partner
- 2 Are independently tested, certified and verified by the National Fenestration Rating Council (NFRC)
- 3 Have NFRC ratings that meet voluntary energy efficiency guidelines set by the U.S. Environmental Protection Agency (EPA). Though ENERGY STAR does not require any specific technologies, certain product features are common in many certified products.

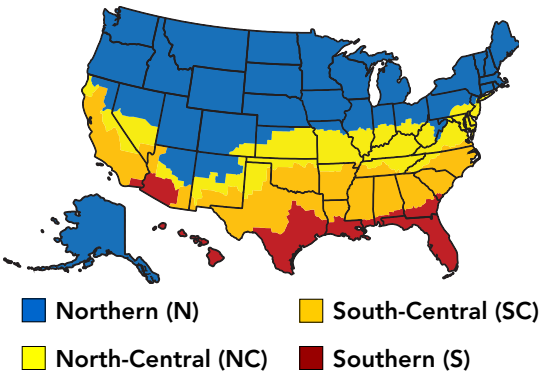
Visit [energystar.gov](http://energystar.gov) to learn more.

# UNDERSTANDING THE NFRC LABEL



## ENERGY STAR REQUIREMENTS

Climate Zone	U-Factor	SHGC	
Northern	≤ 0.22	≥ 0.17	Prescriptive
	= 0.23	≥ 0.35	Equivalent Energy Performance
	= 0.24		
	= 0.25	≥ 0.40	
	= 0.26		
North Central	≤ 0.25	≤ 0.40	
South Central	≤ 0.28	≤ 0.23	
Southern	≤ 0.32	≤ 0.23	



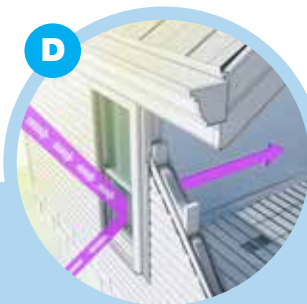
**U-Factor**  
Insulating value of the entire window system. Lower numbers reflect better insulating value.



**Solar Heat Gain Coefficient (SHGC)**  
Amount of heat from the sun passing through the glass. Lower numbers indicate glass is keeping heat from entering your home. SHGC is measured on a scale from 0 to 1.



**Visible Transmittance**  
Amount of visible light passing through the glass. Higher numbers indicate glass is allowing more light to enter your home. Visible transmittance is measured on a scale from 0 to 1.



**Air Infiltration**  
How much air is entering or escaping through the window. Lower numbers indicate air is kept from entering or escaping.

**E Condensation Resistance** – Amount of moisture it takes for glass to condensate when exposed to extreme interior and exterior temperature changes. Higher numbers indicate better resistance to condensation. Condensation resistance is scored on a scale of 0 to 100.

# PRIVACY GLASS

Choose from six different types of glass if you need light to filter in, yet want to maintain privacy. These glass styles look great in rooms where privacy is important.



Chinchilla



Taffeta



Waterfall



Gluechip



Obscure Pebble



Frosted

*Actual privacy levels will vary depending on your distance from the glass and also the amount of light in the room in comparison to the light outside your home. For extra privacy, contact customer service to add an extra pane of privacy glass to your window or patio door order.*

# INTERNAL BLINDS

Crafted with powder-coated aluminum extrusions, our internal blinds are designed for exceptional UV resistance. Encased in durable tempered safety glass, these blinds are shielded from weathering, damage, and dust, ensuring long-lasting performance. The ergonomic operator allows for effortless control, making it easy to raise, lower, and tilt the blinds to your desired position.

While blinds-between-the-glass offer a practical solution for blocking harsh sunlight and enhancing privacy, they are not intended as full privacy or blackout devices.

## *Available Colors*



White



Cream



Tan



Silver



Champagne



Black

### NEW

- Customer may choose if the blind operator is on the right or left on windows.
- Silver and Champagne blinds now have a matte finish.

- Blind slats are ½" wide.
- Internal blinds come with a 10-year Limited Warranty.
- Allow for additional lead time on your order.
- Blinds and grids not available together.
- Availability subject to size limitations.



Sandstone Aeries™ 2-Lite Sliding Patio Door with Bright Brass Hardware and Colonial Style Internal Grids

# GRIDS

The style of grids you choose can make a big impact on your home's appearance. Grids look great on the front side of a house or in accent windows throughout the home.

## External Grids (Simulated Divided Lites)

Grids are applied to the glass on both the interior and exterior of the window.

Choosing SDL's allows you to match your interior and exterior grids to the paint or stain colors selected for your windows and patio doors, including all standard, trending and custom colors.



## Internal Grids

If you want grids, but prefer not to clean around them, opt for internal grids so you get the same look without the hassle.



Contoured



Flat



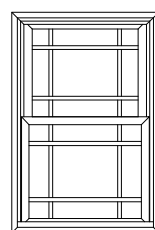
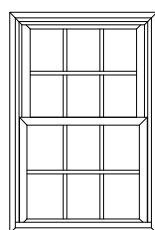
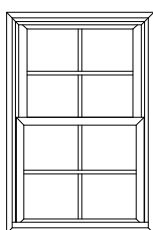
Pencil

Available in Satin Nickel, Brass and Bronze (for windows only)



V-Groove

Available in 3/8"



Cottage



Colonial



Prairie

# TINTED GLASS

Tinted glass can help reduce UV transmittance, solar heat gain and glare. Tinted glass options can give a room a whole new look, providing its own unique set of benefits. Be sure to choose the right one for your home.



Clear Glass



Bronze

High visible light transmittance  
Warm glow to interior décors  
Complements brick and stone  
Ultraviolet light protection



Green

Subdues interior brightness  
High visible light transmittance



Gray

Excellent glare control  
Exceptional protection against interior fabric and color fading  
Ultraviolet light protection



Blue

Low shading coefficient  
High visible light transmittance  
Solar performance (reduces solar heat gain)

# DECORATIVE GLASS FOR WINDOWS

Decorative glass is unique in that it achieves its personality and beauty through aesthetic imperfections – waves, striations, and air bubbles that create natural effects and singular characteristics. ProVia® decorative glass mimics the hand-made sheet glass of centuries past, and these stunning ornamental designs elevate the look of your windows, boosting the curb appeal of your home.



## ProVia Exclusive

These decorative glass designs are only found on ProVia products. This gives your home a unique style that can't be found anywhere else.



## Covered by a Lifetime Limited Warranty

Warranty includes glass breakage and seal failure.

Watch the Decorative Glass creation process here!



Aria



Brookhaven



Carlisle



Carrington




Constance



Eclipse



Esmond




Essence



Florence



Gemstone



Laurence



Manhattan



Mirage



Somerset



Symphony



Tacoma



Tranquility

# ART GLASS FOR WINDOWS & PATIO DOORS

A ProVia® exclusive, Art Glass offers you an opportunity to create a unique artistic statement using design and color. Your window and patio door glass can reflect the inspiration of your creative vision and allow you to display an original piece of art with beautiful curb appeal.

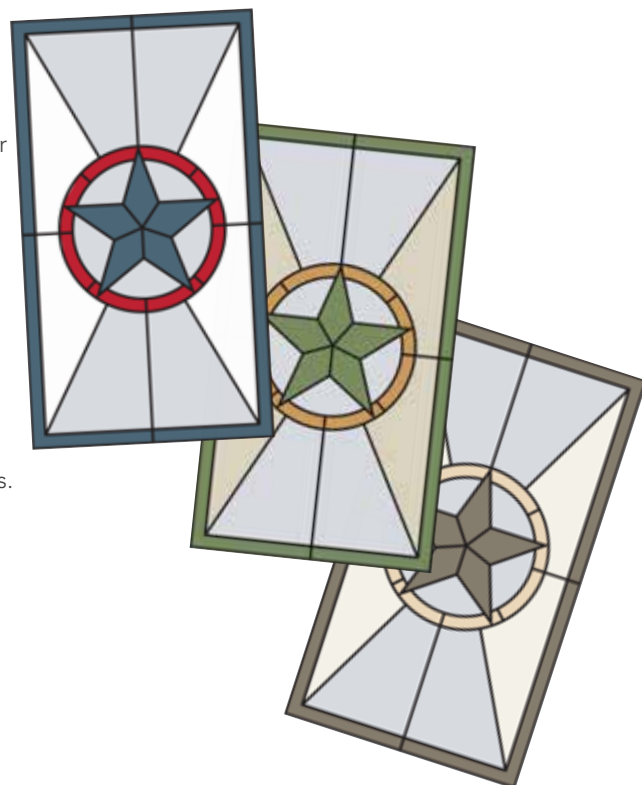


## *Design A Unique Piece Of Art Glass*

- Using **entryLINK™** or the **ProVia app**, create a window or patio door configuration, then select "**Art Glass**" as the glass type.
- Choose an Art Glass **design** that suits your unique style.
- Pick a complementary or contrasting **resin bead color**.
- Choose from four elegant **privacy glass options**, or **clear glass**.
- Select **colors** to fill in the design.
  - Select hues from ProVia **Standard** and **Trending** color palettes.
  - **Clear Fill** and **No Fill** may also be chosen as well as custom colors.
  - Color placement and number of colors is pre-determined and will render as you choose them. **Picture this as a color-by-number system!**

Experiment with various color combinations until you find the perfect match for your home.

*Art glass design may appear different depending on glass size.*




## Color Fill Options



➤ Denotes Trending Color

Always refer to our color selector for accurate color representation.

Privacy glass is tempered for safety and this process may cause minuscule surface waves on the glass. Since the surface is not completely flat, the color fill may migrate toward lower points in the glass, resulting in varied saturation levels on the surface.



Clear Fill

### CLEAR FILL

Clear Fill imparts a degree of transparency to privacy glass. The Clear Fill option may be used on privacy glass sections of the design to allow homeowners a clearer, yet translucent view

## Resin Bead Colors



Black



Clay



Silver



Bronze




Gunmetal


# ART GLASS DESIGNS



Americana




Blossoms




Brookhaven




Carlisle




Eclipse



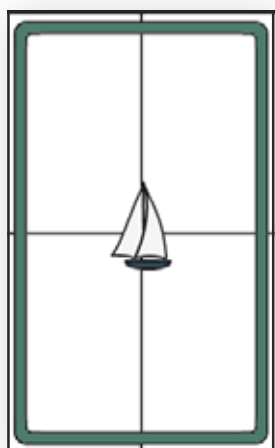
Esmond




Florence



Gemstone




Harbor



Haven



Imperial



Laurence



Lincoln



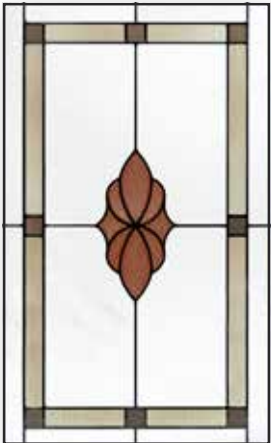
Manhattan




Palm




Poppy




Somerset



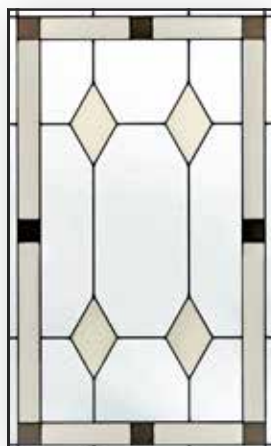
Tacoma




Tranquility



Versa



Vintage



Westin

# MASTERFIT™ TRIM

Add the finishing touch to the interior of your window with the MasterFit trim system, complete with assembled frame extensions that interlock with mortise and tenon casing. The MasterFit trim system guarantees a precise, custom-fit and long-lasting factory applied finish.

## Profiles



2 1/2" Modern



2 1/2" Colonial



Mitered casing with high quality mortise and tenon corner locking system ensures strength and durability.



3 1/2" Colonial



3 1/2" Flat



See the Special Order Casing Guide for more casing profile options. For available paint and stain color options, refer to [provia.com](http://provia.com).

## Additional Trim Options



Traditional Interior Stop  
1 1/8" W x 1/2" H



Modern Interior Stop  
3/4" W x 1/4" H



Jamb Extension  
2 1/2", 4 1/2", or 5 1/2" W x 3/4" H



Stool  
4" or 6" W x 1" H



Shoemold Interior Stop  
3/4" W x 1/2" H




Rosette  
3 7/8"

# ACCESSORIES



Brickmold Nail Fin with  
J-Channel




Brickmold



Mull Cover



Flush Fin



Nail Fin

White Aeries™ Mull Double  
Hung and Picture Windows with  
Internal Grids

# WARRANTY HIGHLIGHTS



## **BASIC WINDOW OR PATIO DOOR UNIT - LIFETIME TRANSFERABLE**

The rigid vinyl components of the window or patio door, are warranted against chipping, cracking, peeling, pitting, blistering, warping or delamination for as long as you own and live in the home in which the product was originally installed. This warranty is transferable to one subsequent purchaser.



## **HARDWARE - LIFETIME**

ProVia® further warrants the moving parts, such as balances on double hung windows and locking mechanisms in all units, for as long as the original purchaser owns and lives in the home in which the product was originally installed, if those parts are not free from defects in material and workmanship under conditions of normal use and wear.



## **PATIO DOOR HANDLES - LIFETIME / 1 YEAR**

ProVia further warrants all patio door handles with a Bright Brass, Satin Nickel or Aged Bronze finish against tarnishing for as long as you own and live in the home in which the product was installed.

Patio door handles with a painted finish, Flat Bronze, Modern Bronze or Antique Brass finish are warranted against flaking, checking, blistering or peeling for a period of (1) year from date of installation.




## **INSULATED GLASS UTILIZING SUPER SPACER® - LIFETIME**

ProVia further warrants the insulated glass units utilizing Super Spacer in its vinyl windows or patio doors against defects resulting in material obstruction of vision as the result of film formation between the interior glass surfaces caused by failure of the air-tight seal, for as long as the original purchaser owns and lives in the home in which the product was originally installed. Small spots, marks, lint, and scratches not exceeding applicable glass manufacturing specifications imposed by Federal Specification 1036-90 will not constitute defects under this warranty.



## **GLASS BREAKAGE - LIFETIME**

ProVia further warrants the insulated glass units utilizing Super Spacer in its vinyl windows or patio doors against breakage as follows: (1) If the glass in a properly registered and warranty covered unit breaks as the result of a manufacturing defect; (2) In the event of an accident in the home that is not covered by insurance or is of an amount that is within the insurance policy deductible, ProVia will replace the glass free of charge, for as long as the original purchaser owns and lives in the home in which it was originally installed. Glass breakage is not covered for insulated glass units with internal blinds or insulated glass units in Garden Windows.



## **SCREENS - LIFETIME**

Further, ProVia will replace under normal conditions of use, for as long as the original purchaser owns and lives in the home in which the product was originally installed; for manufacturing defects, if the fiberglass, aluminum or stainless steel screening is not free from rotting, staining, or rusting. No warranty herein covers torn screen mesh caused by abnormal use, negligence, or other means not controlled by ProVia.



## **FLEXSCREEN® - LIFETIME**

Further, ProVia will replace under normal conditions of use, for as long as the original purchaser owns and lives in the home in which the product was originally installed; for manufacturing defects, if the fiberglass screening is not free from rotting, staining, or rusting. No warranty herein covers torn screen mesh caused by abnormal use, negligence, or other means not controlled by ProVia.



#### **PAINT/STAIN FINISH - 15 YEAR / 10 YEAR**

ProVia further warrants the factory-applied paint on vinyl window components against cracking, pitting, peeling, blistering or suffering from non-uniform fading discoloration (non-uniform fading discoloration resulting from unequal exposure of surfaces to the sun and elements is not covered by this warranty) and defects in material and workmanship for a period of fifteen (15) years from date of installation.

ProVia further warrants the factory-applied paint or stain finish on interior wood components against flaking, checking, blistering or peeling and defects in material and workmanship for a period of ten (10) years from date of installation. Damage to the paint or stain finish caused by condensation and normal wear are not covered.



#### **INTERNAL BLINDS - 10 YEAR**

Internal blind units are warranted against seal failure and defects in material and workmanship for a period of ten (10) years from date of installation.



#### **BAY & BOW WINDOWS - 10 YEAR**

Bay and Bow frames and roof kits are warranted against defects in material and workmanship for a period of ten (10) years from date of installation. Windows installed in the Bay or Bow frame are covered under the previously stated conditions of the warranty.



#### **TRANSFERABLE WARRANTY**

The Warranty on the basic window or patio door unit is transferable by the original purchaser to one subsequent purchaser for purchaser's personal residence provided the warranty transfer is completed within thirty (30) days after the date of transfer of ownership. Warranty transfers must be completed online at [www.provia.com/warranty](http://www.provia.com/warranty).



#### **NON-RESIDENTIAL & MULTI-FAMILY APPLICATIONS**

Where the structure in which the product is installed is not a single family residence occupied by the purchaser, or is owned by a public or private corporation for profit or non-profit, an unincorporated association or other business entity of any type recognized by law, a church, a school, a governmental or public authority, the time periods stated in this warranty shall be limited as follows: Basic Window or Patio Door Unit – 5 Year (non-transferable); Hardware - 1 Year; Insulated Glass – 10 Year (glass breakage not included); Internal Blinds – 5 Year; Screens – 5 Year; and Finishes – 1 Year.



#### **COASTAL APPLICATIONS**

For products that are installed in a Coastal region the time periods stated in this warranty shall be limited as follows: Non stainless steel hardware mechanisms in Casement Window & Patio Door units - 5 year mechanical warranty; Aged Bronze, Bright Brass or Satin Nickel Patio Door Handles – 10 Year Finish. Definition of Coastal Regions: For information and maps of Coastal regions please go to [www.provia.com/coastalwarranty](http://www.provia.com/coastalwarranty).



View the Complete  
Warranty on  
[provia.com](http://provia.com)

# DISCOVER MORE

## WEBSITE

ProVia.com makes it easy to explore and compare numerous door, window, siding, stone or roofing options in a straightforward, interactive way. Configure a door or window, visualize products on your home, explore color palettes, and learn about different architectural styles—all from our innovative Design Center. Save your favorite products, colors, photos or ideas throughout the site into your own ProVia® portfolio for reference any time and share them across your favorite social media platforms. ►

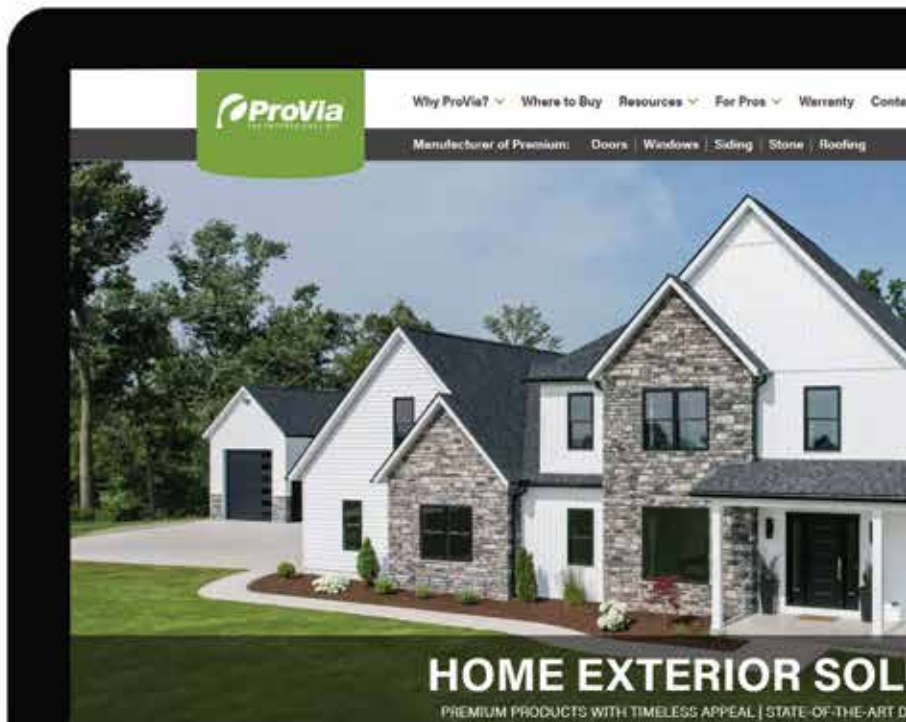


## VISUALIZER

Let your imagination run free with this exterior home design tool. Select from a library of existing home styles or upload a photo of your own home.

In a few easy steps, update your siding color, add stone or metal roofing, configure windows, or create a one-of-a-kind entry door system.

Looking for professionally inspired color and product palettes? Apply one of our pre-selected Designer Collections to create a curb-appealing look. ▼





## APP

Use the ProVia app to configure doors and windows or select from an extensive collection of vinyl siding, manufactured stone and metal roofing styles.

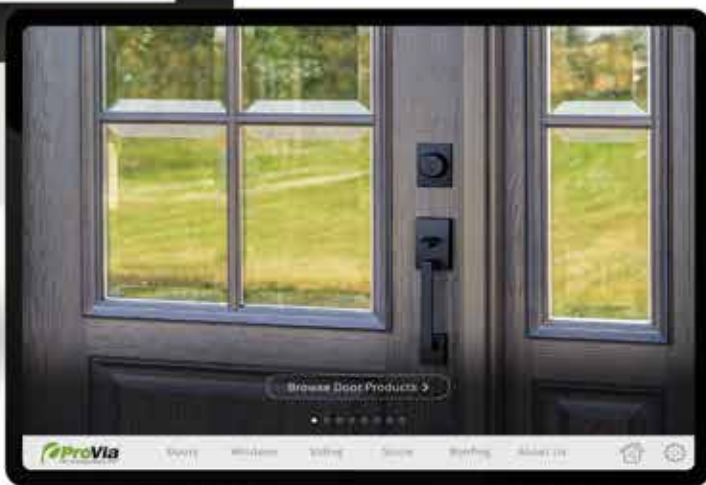
## FEATURES

- Door and Window Configuration
- Vinyl Siding Profiles, Colors and Accessory Accents
- Manufactured Stone Styles, Color Palettes and Grout Options
- Metal Roofing Profiles, Trims and Colors
- Videos, Photo Galleries and Catalogs
- ProVia Dealer Locator



## SOCIAL MEDIA

We love seeing how you apply our products to your ▽ home. Please share your photos with us.





"To serve, by caring for details in ways others won't." It's not just our mission, but a way of letting our light shine every day at ProVia®. We continually strive to put these words into action by providing unmatched quality and service. The P-icon symbolizes each employee's commitment to devoting the utmost care, pride and quality into each building product we manufacture...it's The Professional Way.



At ProVia, we manufacture energy efficient products and exercise corporate environmental stewardship by recycling, reducing pollution emissions and much more. In fact, our company has received repeated awards from the Environmental Protection Agency such as Partner of the Year - Sustained Excellence for outstanding efforts in energy savings.

Distributed by:



DOORS | WINDOWS  
SIDING | STONE | ROOFING  
[provia.com](http://provia.com)

© 2025 ProVia  
P-MK-02500-25 | 10/24